



Service Repair Manual

Models

304E Mini Hydraulic Excavator

Product: MINI HYD EXCAVATOR
Model: 304E MINI HYD EXCAVATOR TTN
Configuration: 304E Mini Hydraulic Excavator TTN00001-UP (MACHINE)

Disassembly and Assembly 303E CR, 303.5E, 304E, 305.5E and 305E Mini Hydraulic Excavators Machine Systems

Media Number -UENR0148-04

Publication Date -01/10/2016

Date Updated -25/10/2016

i04713070

Sprocket - Remove and Install

SMCS - 4164-010

Removal Procedure

Start By:

- a. Remove the track.

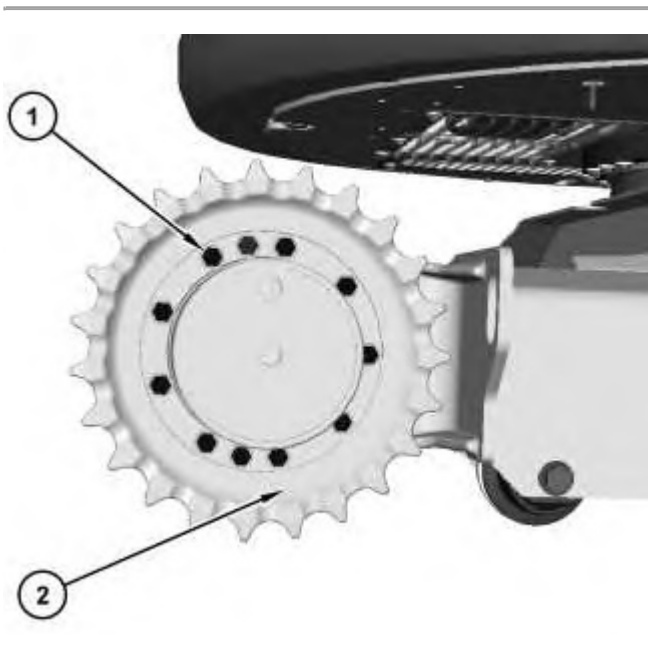


Illustration 1

g02817696

1. Remove bolts (1) and sprocket (2).

Installation Procedure

Table 1

Required Tools			
Tool	Part Number	Part Description	Qty
A	-	Loctite 242	-

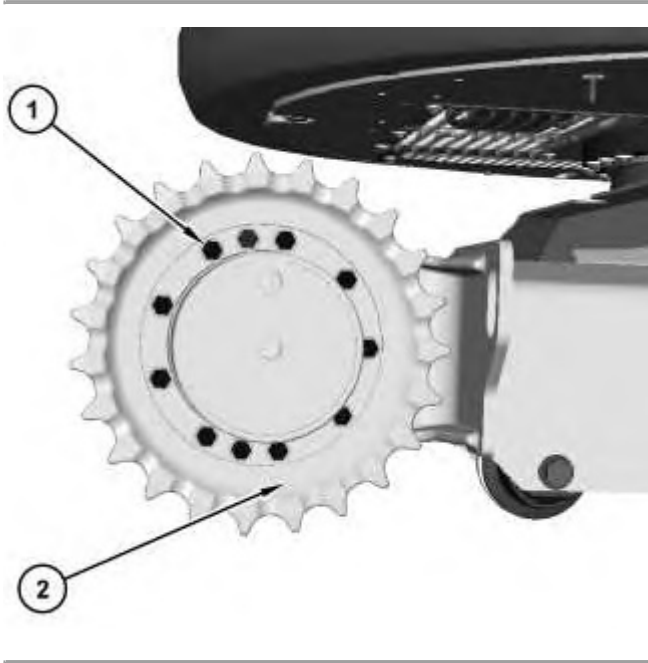


Illustration 2

g02817696

1. Install sprocket (2). Install Tooling (A) to bolts (1). Install bolts (1).

End By:

- a. Install the track.

Product: MINI HYD EXCAVATOR
Model: 304E MINI HYD EXCAVATOR TTN
Configuration: 304E Mini Hydraulic Excavator TTN00001-UP (MACHINE)

Disassembly and Assembly 303E CR, 303.5E, 304E, 305.5E and 305E Mini Hydraulic Excavators Machine Systems

Media Number -UENR0148-04

Publication Date -01/10/2016

Date Updated -25/10/2016

i04713101

Final Drive and Travel Motor - Remove

SMCS - 4050-011; 4351-011

Removal Procedure


Table 1

Required Tools			
Tool	Part Number	Part Description	Qty
A	138-7575	Link Bracket	1


Start By:

- a. Remove the sprocket.
- b. Release the hydraulic system pressure.


Note: Put identification marks on all lines, on all hoses, on all wires, and on all tubes for installation purposes. Plug all lines, hoses, and tubes in order to prevent fluid loss and to keep contaminants from entering the system.



1. Remove bolts (1) and cover (2).



2. Attach Tooling (A) and a suitable lifting device to the final drive and travel motor. The weight of the final drive and travel motor is approximately 63 kg (140 lb).



Thank you so much for reading.
Please click the “Buy Now!”
button below to download the
complete manual.



After you pay.

You can download the most
perfect and complete manual in
the world immediately.

Our support email:

ebooklibonline@outlook.com