



# Service Repair Manual

## **Models**

305.5E Mini Hydraulic Excavator

---

Product: MINI HYD EXCAVATOR

Model: 305.5E MINI HYD EXCAVATOR FSC

Configuration: 305.5E Mini Hydraulic Excavator FSC00001-UP (MACHINE)

## Disassembly and Assembly

### 303E CR, 303.5E, 304E, 305.5E and 305E Mini Hydraulic Excavators Machine Systems

Media Number -UENR0148-04

Publication Date -01/10/2016

Date Updated -25/10/2016

i06024633

## Final Drive and Travel Motor - Disassemble

SMCS - 4050-015; 4351-015

### Disassembly Procedure

Table 1

Required Tools			
Tool	Part Number	Part Description	Qty
A	1U-9895	Crossblock	1
B	1P-1857	Retaining Ring Pliers	1
C	9S-9152	Bearing Puller Gp	1
D	289-6052	Spanner Wrench	1

#### Start By:

- A. Remove the final drive and the travel motor.
-

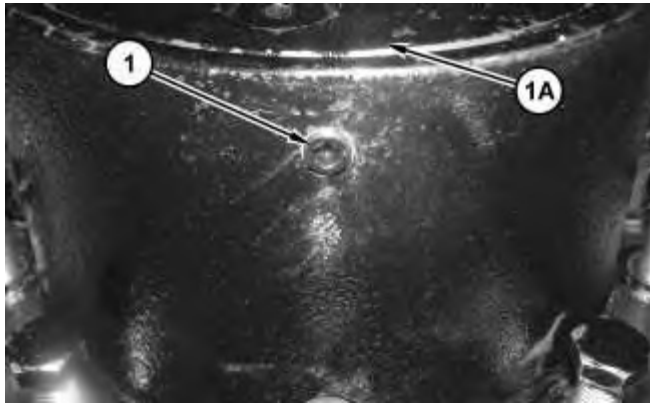


Illustration 1

g01244969




Illustration 2

g01244970

1. Remove plug (1) .
2. Remove wire (2) and cover (1A) .




Illustration 3

g01244971

3. Remove O-ring seal (3) .



Illustration 4

g01244973

4. Remove plate (4) .





Illustration 5

g01244975

5. Remove gears (5) and bearings (6) .



6. Remove gear (8) and carrier (7) .



Illustration 7

7. Remove screws (9) , ring (10) , and gear (11) .



Illustration 8

8. Remove gears (12) and bearings (13) .
-

Thank you so much for reading.  
Please click the “Buy Now!”  
button below to download the  
complete manual.



After you pay.

You can download the most  
perfect and complete manual in  
the world immediately.

Our support email:

[ebooklibonline@outlook.com](mailto:ebooklibonline@outlook.com)