



Service Repair Manual

Models

329DL EXCAVATOR

3. Remove bolts (1) and the washers that hold the cover in position.




Illustration 2

g00708090

4. Remove the setscrews from the cover. Fasten Tooling (B) and a suitable lifting device to cover (2), as shown. The weight of cover (2) is approximately 32 kg (70 lb). Remove cover (2).

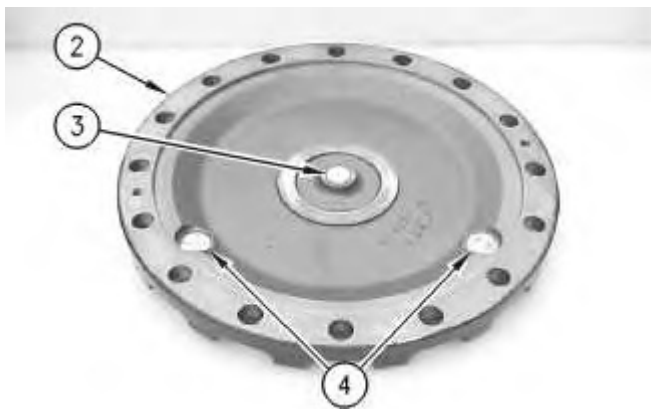



Illustration 3

g00708091

5. Remove thrust plate (3) from cover (2).
6. Remove plugs (4) from cover (2).



7. Remove O-ring seals (5) from both plugs (4) that were in the cover.
-




Illustration 5

8. Remove spacer (6) from carrier assembly (7).
 9. Remove sun gear (8) from carrier assembly (7).
 10. Remove carrier assembly (7) by lifting the carrier assembly straight up. The weight of carrier assembly (7) is approximately 14 kg (30 lb).
-



Illustration 6

11. Disassemble carrier assembly (7), as follows.
 - a. Drive spring pin (10) into planetary shaft (9) with a hammer and a punch.
-



Illustration 7

g00708144

- b. Remove planetary shaft (9) with spring pin (10) from the carrier assembly.
- c. Remove spring pin (10) from planetary shaft (9) with a hammer and a punch.




Illustration 8

g00708218

- d. Remove thrust washers (11) and planetary gear (13) from the carrier assembly.
 - e. Remove bearing (12) from planetary gear (13).
12. Repeat Steps 11.a through 11.e in order to remove the remaining planetary gears from the carrier assembly.



13. Remove sun gear (14) from carrier assembly (15).




Illustration 10

g00708325

14. Remove spacer (16).




Illustration 11

g00708184

Note: It will be necessary to pry ring gears (17) away from main housing (18) in order to install the lifting slings.

15. Fasten a suitable lifting device to ring gears (17), as shown. Remove the ring gears from main housing (18). The weight of ring gears (17) is approximately 45 kg (100 lb).



Thank you so much for reading.
Please click the “Buy Now!”
button below to download the
complete manual.



After you pay.

You can download the most
perfect and complete manual in
the world immediately.

Our support email:

ebooklibonline@outlook.com