



Service Repair Manual

Models

420D BACKHOE LOADER

Product: BACKHOE LOADER

Model: 420D BACKHOE LOADER BMC

Configuration: 420D Backhoe Loader BMC00001-00610 (MACHINE) POWERED BY 3054 Engine

Disassembly and Assembly 416D, 420D, 424D, 428D, 430D, 432D, 438D and 442D Backhoe Loaders Power Train

Media Number -REN3578-12

Publication Date -01/04/2010

Date Updated -13/04/2010

i01456628

Transmission (Power Shift) - Install

SMCS - 3030-012-PM

Installation Procedure

Table 1

Required Tools			
Tool	Part Number	Part Description	Qty
A	8S-7640	Stand	2
	8S-7611	Tube	2
	8S-7615	Pin	2
B	1U-9760	Jack Stand	2
C	1U-7505	Transmisson Jack	1
D	1U-7558	Mounting Brackets	2




Illustration 1

g00760898

1. Use tooling (C) and (D) in order to place transmission (13). Install four bolts (14). The weight of transmission (13) is 227 kg (500 lb).



Illustration 2

g00760897

2. Install twelve bolts (12) .




Illustration 3

g00760896

3. Connect wires (10) and (11) .



Illustration 4

g00760895

4. Connect line (9) .



Illustration 5

g00760894

5. Connect line (8) .



6. Install plug (6) .
7. Install two bolts (7) .




Illustration 7

8. Connect three electrical connectors (5) and install the strap.




Illustration 8

9. Connect seven electrical connectors (3). Install three straps (4) .
-

Thank you so much for reading.
Please click the “Buy Now!”
button below to download the
complete manual.



After you pay.

You can download the most
perfect and complete manual in
the world immediately.

Our support email:

ebooklibonline@outlook.com