



# Service Repair Manual

## **Models**

# 420F2 Backhoe Loader

---

Product: BACKHOE LOADER

Model: 420F2 BACKHOE LOADER NSB

Configuration: 420F2 ADL (Air Deployable Loader) NSB00001-UP (MACHINE) POWERED BY 3054C Engine

## Disassembly and Assembly

### 416F2, 420F2 IT, 420F2 ST, 422F2, 428F2, 430F2 IT, 430F2 ST, 432F2, 434F2 and 444F2 Backhoe Loaders Engine Supplement

Media Number -UENR6152-01

Publication Date -01/06/2015

Date Updated -06/06/2018

i06199411

## Engine - Remove

SMCS - 1000-011

## Removal Procedure

Table 1

Required Tools			
Tool	Part Number	Part Description	Qty
A	1U-7505	Hydraulic Jack	1
B	6V-3145	Load Leveling Beam	1

### Start By:

- Remove hood.
  - Remove side panels.
  - Remove air cleaner.
  - Remove muffler.
- Drain the coolant. Refer to Operations and Maintenance Manual, "Cooling System Coolant (ELC) - Change" for the correct draining procedure.
  - Drain the engine oil. Refer to Operations and Maintenance Manual , "Engine Oil and Filter - Change" for the correct draining procedures.
-




Illustration 1

g03797183

3. Turn battery disconnect switch (1) to the OFF position.




Illustration 2

g03797188

4. Remove plate (2) and floor mat (3).




Illustration 3

g03797205

5. Remove bolts (4). Lift plate assembly (5) and secure in rear notches. Do not remove bolts (6).



Illustration 4

g03797235

6. Reposition fuel filter assembly (7) out of the way.




Illustration 5

g03849199




Illustration 6

g03849201

7. Remove coolant tank assembly (8). Remove tube (9). Remove hoses (10) and (11). Remove tube (12).




Illustration 7

g03849203

8. Remove hose (13). Remove fan guard (14). Remove fan shroud (15).




Illustration 8

g03849206

9. Remove nuts (16). Remove fan and hub assembly (17).



Illustration 9

g03849219

10. Remove bolts (18) and reposition air condition compressor (19) to the side.

Thank you so much for reading.  
Please click the “Buy Now!”  
button below to download the  
complete manual.



After you pay.

You can download the most  
perfect and complete manual in  
the world immediately.

Our support email:

[ebooklibonline@outlook.com](mailto:ebooklibonline@outlook.com)