



# Service Repair Manual

## **Models**

430F2 Backhoe Loader

---

Product: BACKHOE LOADER

Model: 430F2 BACKHOE LOADER LYD

Configuration: 430F2 Center Pivot Backhoe Loader LYD00001-UP (MACHINE) POWERED BY C4.4 Engine

## Disassembly and Assembly

### 416F2, 420F2 IT, 420F2 ST, 422F2, 428F2, 430F2 IT, 430F2 ST, 432F2, 434F2 and 444F2 Backhoe Loaders Engine Supplement

Media Number -UENR6152-01

Publication Date -01/06/2015

Date Updated -06/06/2018

i06199414

## Engine - Install

SMCS - 1000-012

## Installation Procedure

Table 1

Required Tools			
Tool	Part Number	Part Description	Qty
A	1U-7505	Hydraulic Jack	1
B	6V-3145	Load Leveling Beam	1




Illustration 1

g03849495

1. Attach Tooling (B) and a suitable lifting device to engine (30). The weight of engine (30) is approximately 544kg (1200 lb). Use Tooling (B) and the suitable lifting device to position engine (30) into the machine.




Illustration 2

g03849484




Illustration 3

g03849257

2. Align bell housing (28) to the engine and install bolts (29).
3. Rotate the engine and install bolts (26) in order to connect flywheel (27) to the torque converter.



4. Install engine mounting bolts (31). Repeat on opposite side.




Illustration 5

5. Install access panel (25).



Illustration 6

6. Remove Tooling (A) from the transmission.



Illustration 7




Illustration 8

g03849240

7. Connect ground strap (24). Connect harness assemblies (21) to the electric starting motor. Connect clip (22) to bracket (23).




Illustration 9

g03849221

8. Connect harness assemblies (20) to the alternator.



Illustration 10

g03849219

9. Position air conditioner compressor (19) on the engine and install bolts (18).

Thank you so much for reading.  
Please click the “Buy Now!”  
button below to download the  
complete manual.



After you pay.

You can download the most  
perfect and complete manual in  
the world immediately.

Our support email:

[ebooklibonline@outlook.com](mailto:ebooklibonline@outlook.com)