



# Service Repair Manual

## **Models**

# 730C2 Articulated Truck

---

Product: ARTICULATED TRUCK

Model: 730C2 ARTICULATED TRUCK 2L7

Configuration: 730C2 Articulated Truck 2L700001-UP (MACHINE) POWERED BY C13 Engine

## Disassembly and Assembly 730C2 and 725C2 Articulated Truck Power Train

Media Number -M0069866-02

Publication Date -01/10/2014

Date Updated -14/11/2016

i04956684

# Torque Converter - Remove

SMCS - 3101-011

## Removal Procedure

Table 1

Required Tools			
Tool	Part Number	Part Description	Qty
A	350-4401	Adapter Plate	1
B	1U-5750	Engine Stand	1
	1P-2850	Oil Drain Cart	1
C	395-1099	Link Bracket	3

---

### NOTICE

Care must be taken to ensure that fluids are contained during performance of inspection, maintenance, testing, adjusting, and repair of the product. Be prepared to collect the fluid with suitable containers before opening any compartment or disassembling any component containing fluids.

Refer to Special Publication, NENG2500, "Dealer Service Tool Catalog" for tools and supplies suitable to collect and contain fluids on Cat<sup>®</sup> products.

Dispose of all fluids according to local regulations and mandates.

---




Illustration 1

g03118680

1. Install Tooling (A) on to transmission housing.




Illustration 2

g03118776

2. The weight of transmission (1) is approximately 590 kg (1300 lb). Use a suitable lifting device in order to install transmission onto Tooling (B).
3. Use Tooling (B) to position transmission vertically.



Illustration 3

g03118977

4. Remove plug (2) and the O-ring seal.




Illustration 4

g03119021

5. Remove Bolt (3).




Illustration 5

g03119136

6. Attach Tooling (C) and a suitable lifting device to torque converter (4). The weight of torque converter (4) is approximately 91 kg (200 lb). Remove torque converter (4).

Product: ARTICULATED TRUCK

Model: 730C2 ARTICULATED TRUCK 2L7

Configuration: 730C2 Articulated Truck 2L700001-UP (MACHINE) POWERED BY C13 Engine

## Disassembly and Assembly 730C2 and 725C2 Articulated Truck Power Train

Media Number -M0069866-02

Publication Date -01/10/2014

Date Updated -14/11/2016

i04937134

# Torque Converter - Disassemble

SMCS - 3101-015

## Disassembly Procedure

Table 1

Required Tools			
Tool	Part Number	Part Description	Qty
A	395-1099	Link Bracket	3
B	1P-0520	Driver Gp	1
C	154-6181	Forcing Screw	2

### Start By:

- a. Remove the torque converter.



Illustration 1

g03114321

Thank you so much for reading.  
Please click the “Buy Now!”  
button below to download the  
complete manual.



After you pay.

You can download the most  
perfect and complete manual in  
the world immediately.

Our support email:

[ebooklibonline@outlook.com](mailto:ebooklibonline@outlook.com)