



Service Repair Manual

Models

992K Wheel Loader

Product: WHEEL LOADER

Model: 992K WHEEL LOADER RM2

Configuration: 992K Wheel Loader RM200001-UP (MACHINE) POWERED BY C32 Engine

Disassembly and Assembly C27 and C32 Engines for Caterpillar Built Machines

Media Number -REN9217-44

Publication Date -01/07/2015

Date Updated -05/09/2018

i07416326

Rear Power Take-Off (RPTO) - Disassemble

SMCS - 1165-011-RE

Disassembly Procedure

Table 1

Required Tools			
Tool	Part Number	Part Description	Qty
A	6V-4073	Spanner Wrench	1
B	1P-0520	Driver Group	1
	6V-3010	Puller Gp	1
	126-7181	Sliding Plate	2
	6V-8336	Bolt	2
	5P-8245	Hard Washer	2
C	5F-7343	Bearing Puller Gp	1

Start By:

- a. Remove the rear power take-off.
-




Illustration 1

g06316593

1. Use Tooling (A) to remove nut (1) from adapter (2).




Illustration 2

g06316610

2. Remove bearing locknut (3) from adapter (2).




Illustration 3

g06316626

3. Use two people to lift adapter (2) on suitable cribbing.
4. Use Tooling (B) to remove hydraulic pump drive gear (4) from adapter (2).



Illustration 4

g06316856

5. Remove bearing cone (5).
-



Illustration 5

g06316857

6. Remove bearing cone spacer (6).




Illustration 6

g06316861

7. Use Tooling (C) and a suitable press to remove bearing cone (7).

Thank you so much for reading.
Please click the “Buy Now!”
button below to download the
complete manual.



After you pay.

You can download the most
perfect and complete manual in
the world immediately.

Our support email:

ebooklibonline@outlook.com