



# Service Repair Manual

## **Models**

**D300B ARTICULATED  
DUMP TRUCK**

---

Product: ARTICULATED TRUCK

Model: D300B ARTICULATED TRUCK 4SD

Configuration: D300B ARTICULATED DUMP TRUCK 4SD00001-00573 (MACHINE) POWERED BY 3306 ENGINE

## Disassembly and Assembly 3304B and 3306B Engines for Caterpillar Built Machines

Media Number -SEN5598-09

Publication Date -01/01/2013

Date Updated -25/01/2013

i00962891

# Inlet and Exhaust Valve Guides - Remove and Install

SMCS - 1104-010

## Removal Procedure

Table 1

Required Tools			
Tool	Part Number	Part Description	Qty
A	9U-7349	Valve Guide Driver	1

### Start By:

- A. Remove the inlet and exhaust valves. Refer to Disassembly and Assembly, "Inlet and Exhaust Valves - Remove and Install".

---

### NOTICE

**Keep all parts clean from contaminants.**

**Contaminants may cause rapid wear and shortened component life.**

---




Illustration 1

g00490787

1. Use Tool (A) to remove the inlet and exhaust valve guides from the cylinder head.
2. Repeat Step 1 for the remaining inlet and exhaust valve guides.

## Installation Procedure

Table 2

Required Tools			
Tool	Part Number	Part Description	Qty
A	9U-7349	Valve Guide Driver	1
B	9U-6954	Valve Guide Collar	1


---

### NOTICE

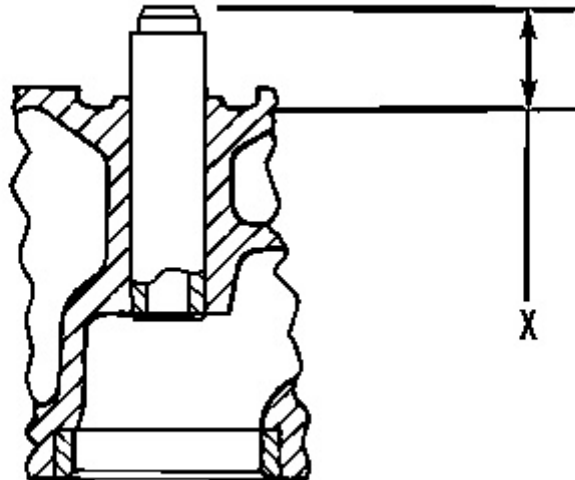
**Keep all parts clean from contaminants.**

**Contaminants may cause rapid wear and shortened component life.**

---



1. Put clean engine oil on the outside diameter of the valve guide. Install the valve guide with Tool (A) and Tool (B), as shown.



2. Dimension (X) from the top of the valve guide to the cylinder head must be  $22.23 \pm 0.25$  mm ( $0.875 \pm 0.010$  inch). For more information on the inlet and exhaust valve guides, refer to Specifications, "Cylinder Head Valves".

**Note:** In order to help prevent damage to the valve guides, Tool (B) must be used during installation.

3. Repeat Steps 1 and 2 for the remaining inlet and exhaust valve guides.

**End By:** Install the inlet and exhaust valves. Refer to Disassembly and Assembly, "Inlet and Exhaust Valves - Remove and Install".

Product: ARTICULATED TRUCK

Model: D300B ARTICULATED TRUCK 4SD

Configuration: D300B ARTICULATED DUMP TRUCK 4SD00001-00573 (MACHINE) POWERED BY 3306 ENGINE

## Disassembly and Assembly 3304B and 3306B Engines for Caterpillar Built Machines

Media Number -SEN5598-09

Publication Date -01/01/2013

Date Updated -25/01/2013

i02107684

# Inlet and Exhaust Valve Seat Inserts - Remove and Install

SMCS - 1103-010

## Removal Procedure

Table 1

Required Tools			
Tool	Part Number	Part Description	Qty
A	6V-4805	Valve Seat Extractor Tool Group	1

### Start By:

- A. Remove the inlet and exhaust valves. Refer to Disassembly and Assembly, "Inlet and Exhaust Valves - Remove and Install".

---

### NOTICE

**Keep all parts clean from contaminants.**

**Contaminants may cause rapid wear and shortened component life.**

---

Thank you so much for reading.  
Please click the “Buy Now!”  
button below to download the  
complete manual.



After you pay.

You can download the most  
perfect and complete manual in  
the world immediately.

Our support email:

[ebooklibonline@outlook.com](mailto:ebooklibonline@outlook.com)