



Service Repair Manual

Models

**M318C MH WHEELED
EXCAVATOR**

Product: WHEELED EXCAVATOR

Model: M318C MH WHEELED EXCAVATOR BEB

Configuration: M318C Material Handler BEB00001-02000 (MACHINE) POWERED BY 3056E Engine

Disassembly and Assembly M318C and M322C Excavators Machine Systems

Media Number -REN9213-02

Publication Date -01/12/2006

Date Updated -05/12/2006

i02346557

Gear Motor (Hydraulic Generator) - Assemble

SMCS - 5061-016

Assembly Procedure




Illustration 1

g01172353

1. Raise the temperature of bearing (17) and cover assembly (15) .
 2. Install bearing (17) and cover assembly (15) onto shaft assembly (16) .
-




Illustration 2

g01172348

3. Install cover assembly (15) and bolts (14) .




Illustration 3

g01172347

4. Install shaft (13) .




Illustration 4

g01172346

5. Install seal (11) and seal (12) .




Illustration 5

g01172345

6. Install bearing (10) .





Illustration 6

g01172344

7. Install gears (9) .



8. Install seal (7) and seal (8) .




Illustration 8

9. Install bearing (6) .




Illustration 9

10. Install O-ring seal (5) .
-

Thank you so much for reading.
Please click the “Buy Now!”
button below to download the
complete manual.



After you pay.

You can download the most
perfect and complete manual in
the world immediately.

Our support email:

ebooklibonline@outlook.com