
















DAVID BROWN

990 SELECTAMATIC

**Instruction
book**


SAFETY POINTS

-  **Don't** operate the independent foot brake when travelling at high speed.
-  **Don't** run on the highway without locking the two foot brake pedals together.
-  **Don't** run the PTO or Belt Pulley without a guard.
-  **Don't** wear loose clothing near moving parts of the tractor, engine or implements.
-  **Don't** leave the ignition/starter key in the tractor when unattended, especially where children have access.
-  **Don't** swerve or turn sharply at speed.
-  **Don't** let the clutch in suddenly on a slope, or brake fiercely if running backwards down hill, or the tractor may rear up.
-  **Don't** use the differential lock on the public highway.
-  **Don't** try to make a sharp turn unless the differential lock is out of engagement.
-  **Don't** operate the tractor on dangerously steep ground. Move cautiously on steep slopes, the sudden swing of a heavy implement, or the pull of a trailer, may cause trouble. Use the clutch, brakes, throttle and steering *slowly*. Beware especially of slippery surfaces.
-  **Don't** carry passengers on the tractor or linkages.
-  **Don't** turn with a projecting implement without making sure there is room for it.
-  **Don't** hitch trailed implements above the centre line of the rear axle.

DAVID BROWN

990 Selectamatic and 990 Selectamatic Livedrive

INSTRUCTION BOOK



990 A — Livedrive

990 B — Non-Livedrive

With 4-cylinder Diesel Engine

DAVID BROWN TRACTORS LIMITED
MELTHAM, HUDDERSFIELD, ENGLAND, HD7 3AR

Publication No. TP631

INTRODUCTION

The 990 Selectamatic tractor with 4-cylinder diesel engine incorporates the latest refinements of technical design and is the culmination of many years of development and rigorous field testing. In fact, it is a tractor which does a wide range of farming jobs well, reliably and efficiently.

Good design is backed up by skilled manufacture on some of the most modern machines currently available in Europe. The potential life and efficiency which is built into the tractor by careful choice of materials, close manufacturing limits and expert assembly, requires the co-operation of the user whose responsibility it is to carry out the *regular* lubrication and maintenance outlined in this book.

Almost any but the complete novice will be able to carry out the various work which a tractor driver is required to do. But to do this in the easiest, quickest and most efficient way, not to mention the *safest* way because a tractor can be a dangerous machine if handled carelessly and without thought, requires knowledge and skills which have to be acquired. This book gives the necessary information, armed with which the user will quickly gain skill after a little practice.

It is suggested that time spent in reading the Operation and Regular Maintenance sections of this book *before* the new tractor is put into use, will be amply repaid. It is appreciated that the tractor will only be used occasionally for some tasks and the book should be kept readily available at all times so that one's memory may be refreshed. For ease of use the book is divided into 4 sections as indicated in the contents list opposite.

In case of difficulty of any kind, the person most fitted to assist you is your David Brown dealer. Besides having specialist knowledge of the product, he has a great experience of local conditions which will be especially useful to you. In any query always quote the full *prefix* and *serial number* of the tractor and also the *engine type* and *number*.

Note : A list of abbreviations used in this book are given on page 96.

First Edition November 1965
Sixth Edition January 1971

Buy Now



Our support email:

ebooklibonline@outlook.com