

# 184 AND 186 DRY OR LIQUID FERTILIZER UNITS



JOHN DEERE

## OPERATORS MANUAL 184 AND 186 DRY OR LIQUID FERTILIZER UNITS

OMB25259 F5 English

**OMB25259 F5**

LITHO IN THE U.S.A.  
ENGLISH






# TO THE PURCHASER

Your new John Deere fertilizer unit is sturdy and dependable. It will give long and efficient service if given proper care and operation.

This operator's manual contains information on the proper operation, adjustment, maintenance, and lubrication.

When in need of parts, see your John Deere dealer. He will furnish genuine John Deere Parts and prompt and efficient service in the field or in the shop.

Right-hand and left-hand reference is determined by standing at the rear of the fertilizer unit and facing the direction of travel.



Study this manual carefully. Keep it handy, in a safe place, for future reference.

## JOHN DEERE FERTILIZER UNIT

Check off the model of your fertilizer unit, special equipment obtained, and record date purchased.

Model:

- 184 Dry .....
- 184 Liquid. ....
- 186 Dry .....
- 186 Liquid. ....

- Seed Hoppers for Regular Seed .....
- Seed Hoppers for Segmented Seed. ....
- 12-Inch Double-Disk Fertilizer Openers  
(Anti-Friction bearings) .....
- 16-Inch Double-Disk Fertilizer Openers . . .
- Covering Knives .....

- Fertilizer Spouts. ....
- Fertilizer Packer Wheels. ....
- Chevron Press Wheel Tires .....
- Rib Type Press Wheel Tires .....
- Concave Press Wheel Tires .....
- Offset Markers .....

Pre-Emergence Sprayer Attachment:

- Pre-Emergence Sprayer .....
- Bronze Gear Pump .....
- Six-Roller Grey Iron Pump. ....
- Six-Roller Ni-Resist Pump. ....
- Eight-Roller Ni-Resist Pump . . .
- Nozzle Check Valves .....

Date Purchased .....



# TABLE OF CONTENTS

	Page
SPECIFICATIONS . . . . .	2-3
OPERATION . . . . .	4-32
Preparing the tractor . . . . .	4
Preparing the fertilizer unit . . . . .	4
Row widths . . . . .	4-5
Hitching to tractor . . . . .	6-7
Marker control chains . . . . .	8
Marker lift chains . . . . .	8
Transporting . . . . .	8-9
Markers . . . . .	9
Fertilizer openers . . . . .	10-11
Dry fertilizer . . . . .	12-17
Liquid fertilizer . . . . .	18-19
Fertilizer packer wheel . . . . .	20
Covering knives . . . . .	20
Pre-emergence sprayer attachment . . . . .	20-32
SAFETY SUGGESTIONS . . . . .	33
LUBRICATION . . . . .	34
ASSEMBLY . . . . .	35-46



# SPECIFICATIONS

**TYPES**—184 Four-Row Dry Fertilizer Unit  
184 Four-Row Liquid Fertilizer Unit  
186 Six-Row Dry Fertilizer Unit  
186 Six-Row Liquid Fertilizer Unit

The 71 Flexi-Planters can be mounted on the front or rear bar of the fertilizer unit for various row spacings and placement of fertilizer. When the Flexi-Planters are mounted on the front bar the fertilizer is placed directly with the seed. When the Flexi-Planters are mounted on the rear bar the fertilizer can be placed either to one side or under the seed.

**TYPE OF LIFT**—Remote hydraulic cylinder.

**MARKERS**—Disk Type—Automatically raised and lowered when the fertilizer unit is raised and lowered.

**CARRYING WHEELS**—13-inch wheels—Adjustable for various row widths.

**OPERATING SPEED**—Determined by the planting speed of the 71 Flexi-Planter. Refer to the 71 Flexi-Planter Operator's Manual.

**ROW SPACING:**

Front Mounted

4-rows—24- through 38-inch inclusive

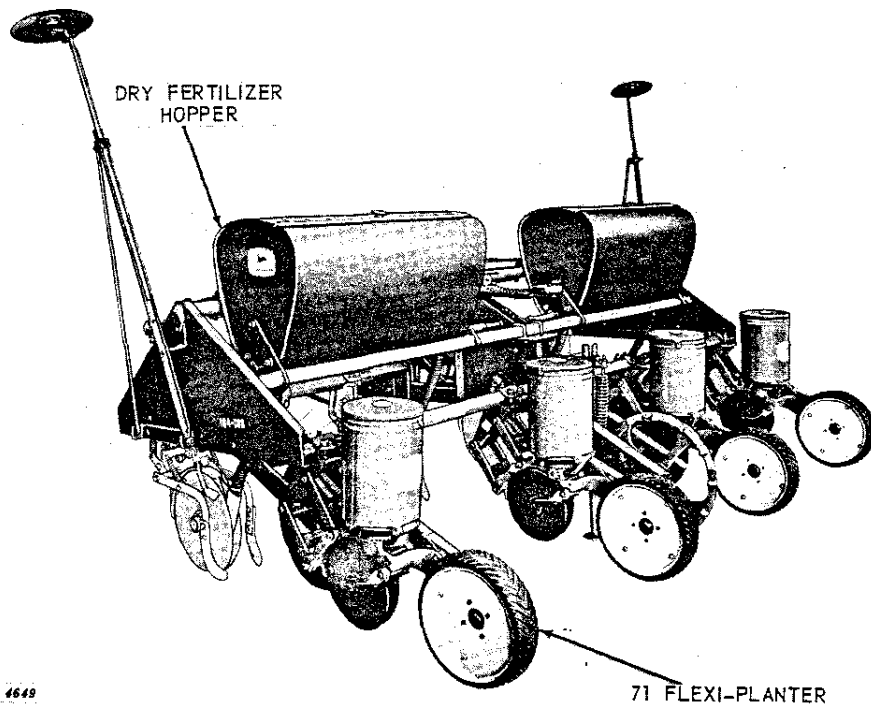
6-rows—22-inch only

Rear Mounted

4-rows—22- through 40-inch inclusive

6-rows—22- or 24-inch

**FERTILIZER OPENERS**—16-inch double-disk fertilizer openers with anti-friction bearings are regular. 12-inch double-disk fertilizer openers with anti-friction bearings are optional. Permits placing the fertilizer to one side or under the seed.



B 4649

184 Dry Fertilizer Unit with Four 71 Flexi-Planters Mounted on Rear Bar

**KNIFE COVERERS**—(For 16-inch double-disk fertilizer openers only)—Blade type with adjustable down pressure.

**DRY FERTILIZER**—Auger feed, 2 hoppers; capacity of each hopper approximately 450 pounds. Extra High, High, Regular, and Low rate augers are available.

**DRY FERTILIZER DRIVE**—Independent cast iron ground drive wheel.

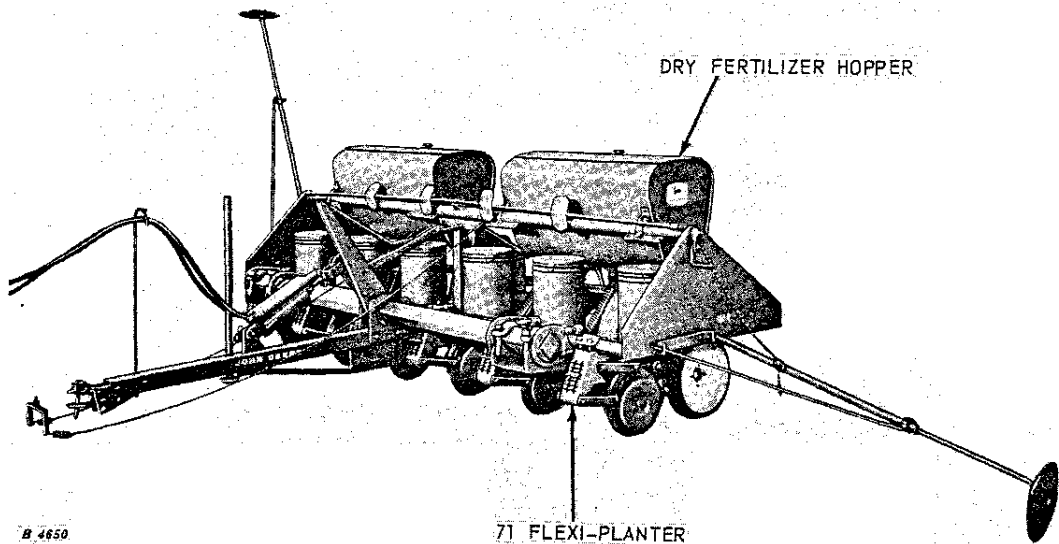
**PRE-EMERGENCE ATTACHMENT**—Will apply liquid herbicides over the row at the time of planting. The 22 or 25 Sprayer can also be used as a pre-emergence attachment.

**PLANTING**—Four or six 71 Flexi-Planters mounted on either the front or rear bar of the fertilizer unit.

**FERTILIZER PACKER WHEELS**—Optional—Assures separation of the fertilizer and seed when the fertilizer is placed directly under the seed.

**LIQUID FERTILIZER**—Gravity feed, 2 tanks; capacity of each tank approximately 500 pounds (50 U.S. gallons).

*(Specifications and design subject to change without notice.)*



**186 Dry Fertilizer Unit with Six 71 Flexi-Planters Mounted on Front Bar**

Thank you so much for reading.  
Please click the “Buy Now!”  
button below to download the  
complete manual.



After you pay.

You can download the most  
perfect and complete manual in  
the world immediately.

Our support email:

[ebooklibonline@outlook.com](mailto:ebooklibonline@outlook.com)