

211B, 411, 411B, AND 611 SIDE DRESSERS



JOHN DEERE

OPERATORS MANUAL 211B, 411, 411B, AND 611 SIDE DRESSERS

OMB25269 (01NOV65) English

OMB25269 (01NOV65)

LITHO IN THE U.S.A.
ENGLISH




To the purchaser

Your new John Deere Side Dresser is efficient and dependable. It will give long and efficient service if given proper care and operation.

This operator's manual is provided to furnish information on the proper operation, adjustment, and maintenance of your new Side Dresser.

When in need of parts, see your John Deere dealer. He will furnish genuine John Deere Parts and prompt and efficient service in the field or in the shop.

Right-hand and left-hand reference is determined by standing at the rear of the Side Dresser and facing the direction of travel.




Study this manual carefully. Keep it handy, in a safe place, for future reference.


SIDE DRESSER

211B Two-Row	<input type="checkbox"/>
411 Four-Row	<input type="checkbox"/>
411B Four-Row	<input type="checkbox"/>
611 Six-Row (Regular Spacing)	<input type="checkbox"/>
611 Six-Row (Narrow Spacing)	<input type="checkbox"/>

Contents


	Page
IDENTIFICATION VIEWS	2-3
SPECIFICATIONS	4
OPERATION	5-7
Rate of Application	5
Transporting 611—(Regular Spacing) Side Dresser ..	6
Cleaning Hoppers	6
Handling Fertilizer	6
Safety Suggestions	7
Maintenance	7
ASSEMBLY	8-21





John Deere 411B Side Dresser mounted on a 2020 Tractor with
an AU-40 Cultivator

B 5957



John Deere 411B Side Dresser mounted on a 2510 Tractor with
an AT-40 Cultivator

Thank you so much for reading.
Please click the “Buy Now!”
button below to download the
complete manual.



After you pay.

You can download the most
perfect and complete manual in
the world immediately.

Our support email:

ebooklibonline@outlook.com