

493A COTTON AND CORN PLANTER




OPERATORS MANUAL 493A COTTON AND CORN PLANTER

OMB25361 K6 English

OMB25361 K6

LITHO IN THE U.S.A.
ENGLISH






to the purchaser

Your new planter is sturdy and dependable. It will give long and efficient service if given proper care and operation.

This operator's manual contains information on the proper operation, adjustment, maintenance, and lubrication.

When in need of parts, see your John Deere dealer. He will furnish genuine John Deere Parts and prompt and efficient service in the field or in the shop.

Right-hand and left-hand reference is determined by standing at the rear of the planter and facing the direction of travel.



Study this manual carefully. Keep it handy, in a safe place, for future reference.

493A COTTON AND CORN PLANTER

Check off model of your planter, special equipment obtained, and record date purchased.

Model:

493A with runner openers

Fertilizer Attachment:

Dry

Liquid

Gauge Shoes

Trash Kickers

Press Wheel Scrapers

Press Wheel Bands

Rubber Press Wheel Tires

Multi-Luber System

Row Leveling Blades

Shelled Peanut Attachment

Unshelled Peanut Attachment

Double-Disk Furrowers:

9-inch

11-inch

12-inch

Covering Knives

8-Inch Disk Coverers

Seed Packer Wheels

Minimum Tillage Attachment

Double-Disk Seed Openers:

14-in. hard iron bearings

14-in. Anti-Friction bearings

11-in. Anti-Friction bearings

Pea Attachment

Insecticide Attachment

Pre-Emergence Sprayer


Granular Herbicide

Date Purchased



contents

	Page		Page
Identification view	2	Attachments—Continued	
Specifications	2-3	Dual wheel frame	39
Operation	4-21	Double disk openers	40
Preparing the tractor	4	Multi-luber attachment	40
Preparing the planter	4-8	Cotton cell-drop planting attachment	40
Safety suggestions	9	8-inch disk coverers with anti-friction bearings	41
Hitching	10-11	Fine seed attachment	41
Marker lift chains	11	Dual marker control	42-43
Transporting	12	Gauge shoes	43
Markers	12-13	Eight row hitch attachment	43
Planting depth	13	Pea and bean attachment	44
Hill-drop planting	14-16	Compaction seed runner	45
Drill planting	17-18	Row leveling blades	45
Soybean charts	19	Shelled peanut attachment	46
Maize charts	20	Unshelled peanut attachment	46
Shelled peanut charts	20	Brush cut-off and baffle plate	47
Approximate pounds of acid delinted cotton seed per acre	21	Lubrication	48-50
Plant population	22	Service	51-57
Attachments	23-47	At the beginning of the season	51
Fertilizer attachments	23-29	At the end of the season	51
Trash kickers	29	Storing planter	52
Press wheel scrapers	30	Multi-luber system	53
Press wheel bands	30	Runner alignment	54
Rubber press wheel tires	30	Rockshaft bearings	55
Seed packer wheels	30	Drill shaft pins	55
Fenders for insecticide and/or herbicide attachments	31	Timing of gears in gear case	56
Granular herbicide attachment	31-34	Ratchet drive	56
Granular insecticide attachment	35-37	Valve adjustment	57
Wide band insecticide spreader	37	Hopper drive chain	57
Shield for wide band insecticide spreader	38	Causes of common difficulties encountered when planting	57
Pre-emergence sprayer attachment	38		
Double disk furrowers	38		
Minimum tillage attachment	39		
Dry fertilizer hopper divider	39		



specifications

Type of Planter—Four-row, pull-type cotton and corn.

Row Spacing—32 to 40 inches, inclusive.

Openers—Runner openers are regular and 11 or 14-inch double-disk openers are available.

Type of Lift—Tractor must be equipped with an 8-inch stroke, remote hydraulic cylinder that conforms to ASAE-SAE standards.

Type of Drive—Sprocket and chain from ground wheels.

Carrying Wheels—Wheels less tires and tubes are regular equipment. Wheels with directional tread tires (6.70 x 15) and tubes mounted at factory are available.

Press Wheels—18-inch press wheels can be equipped with scrapers and/or steel press wheel bands, or zero-pressure rubber press wheel tires with smooth or cleated tread.

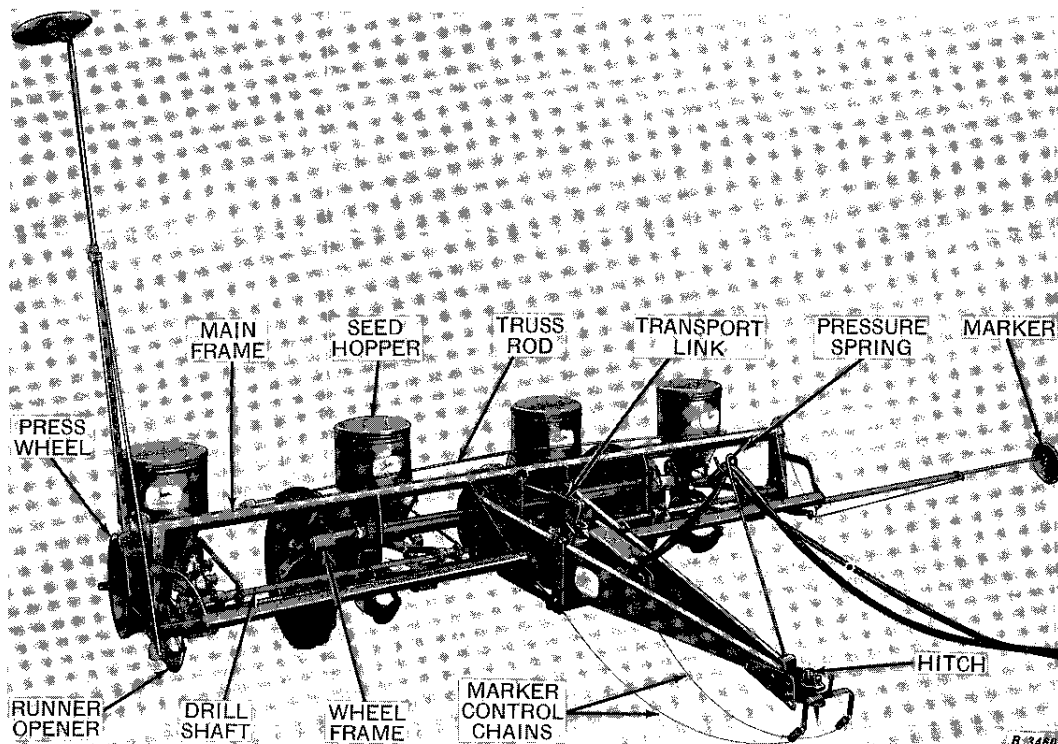
Markers—Disk type automatically raise or lower when the planter is raised or lowered.

Over-All Transport Width—12 feet.

Planting Units—Each unit individually mounted for maximum flexibility.

Planting Depth—Controlled by the press wheels on each planting unit.

Seed Hoppers—1-1/6 bushel capacity.



493A Cotton and Corn Planter

7-1/2 or 15 Inch Gauge Shoe Attachment—To gauge the depth of planting in loose ground conditions.

Double-Disk Furrowing Attachment—9-, 11-, or 12-inch furrower available for planting the seed in shallow furrows.

Coverers—Knife or disk coverers are available for more positive seed coverage.

Insecticide Attachment—Will apply insecticides in the row with the seed at the time of planting.

Pre-Emergence Sprayer—Available for applying liquid commercial herbicide on the row at the time of planting.

Granular Herbicide—Available for applying granular commercial herbicide on the row at the time of planting.

Row Levelling Blades—This attachment will mix either granular or liquid herbicide in the soil from the surface to a depth of approximately 1/2-inch depending on soil types and conditions.

Eight Row Hitch Attachment—The eight row hitch attachment allows two 493A Planters set for 40-inch row widths to be used together.

Seed Packer Wheel—Will press the seed against the moist soil in the bottom of the furrow.

Minimum Tillage—Permits planting directly in plowed ground.

Fertilizer Attachment—

Dry Fertilizer Attachment—Auger feed, two hoppers, capacity of each hopper is approximately 450 pounds.

Liquid Fertilizer Attachment—Gravity feed, two tanks, capacity of each tank is approximately 500 pounds.

Fertilizer Openers—Runner or double-disk openers are available.

Multi-Luber System—Optional—To reduce lubrication time. It lubricates fifteen places on the basic planter and three places on the dry fertilizer drive.

(Specifications and design subject to change without notice.)

Thank you so much for reading.
Please click the “Buy Now!”
button below to download the
complete manual.



After you pay.

You can download the most
perfect and complete manual in
the world immediately.

Our support email:

ebooklibonline@outlook.com