

206 AND 208 DRY OR LIQUID FERTILIZER UNITS



JOHN DEERE

OPERATORS MANUAL 206 AND 208 DRY OR LIQUID FERTILIZER UNITS

OMB25375 D7 English

OMB25375 D7

LITHO IN THE U.S.A.
ENGLISH






TO THE PURCHASER

Your new John Deere fertilizer unit is sturdy and dependable. It will give long and efficient service if given proper care and operation.

This operator's manual contains information on the proper operation, adjustment, maintenance, and lubrication.

When in need of parts, see your John Deere dealer. He will furnish genuine John Deere Parts and prompt and efficient service in the field or in the shop.

Right-hand and left-hand reference is determined by standing at the rear of the fertilizer unit and facing the direction of travel.



Study this manual carefully. Keep it handy, in a safe place, for future reference.

JOHN DEERE FERTILIZER UNIT

Check off the model of your fertilizer unit, special equipment obtained, and record date purchased.

Model:

- 206 Dry
- 206 Liquid
- 208 Dry
- 208 Liquid
- 12-Inch Double-Disk Fertilizer Openers
(Anti-Friction bearings)
- 16-Inch Double-Disk Fertilizer Openers
- Covering Knives

- Fertilizer Spouts
- Fertilizer Packer Wheels
- Chevron Press Wheel Tires
- Rib Type Press Wheel Tires
- Concave Press Wheel Tires
- 12-Row Hitch and Markers
- Pre-Emergence Sprayer Attachment:
- Pre-Emergence Sprayer
- Bronze Gear Pump
- Six-Roller Grey Iron Pump
- Six-Roller Ni-Resist Pump
- Seven-Roller Ni-Resist Pump
- Nozzle Check Valves
- Date Purchased



TABLE OF CONTENTS

	<i>Page</i>
SPECIFICATIONS	2-3
OPERATION	4-39
Preparing the tractor	4
Preparing the fertilizer unit	4-6
Transporting	6-7
Mechanical markers	7
Fertilizer openers	8-9
Dry fertilizer	10-15
Liquid fertilizer	16-17
Fertilizer packer wheel	18
Covering knives	18
Pre-emergence attachment	18-34
12-Row wheel hitch with marker	35-39
16 Hitch	39
Hyd'Row marker	39
SAFETY SUGGESTIONS	40
LUBRICATION	41
ASSEMBLY	42-63



SPECIFICATIONS

TYPES - 206 Six-Row Dry Fertilizer Unit
206 Six-Row Liquid Fertilizer Unit
208 Eight-Row Dry Fertilizer Unit
208 Eight-Row Liquid Fertilizer Unit

Six 71 Flexi-Planters can be mounted on the 206 Fertilizer Unit and eight 71 Flexi-Planters can be mounted on the 208 Fertilizer Unit for 20-inch row spacings and placement of fertilizer. The fertilizer can be placed to one side or under the seed.

TYPE OF LIFT - Remote hydraulic cylinder.

MARKERS - Mechanical disk type - Regular - automatically raised and lowered when the fertilizer unit is raised and lowered.

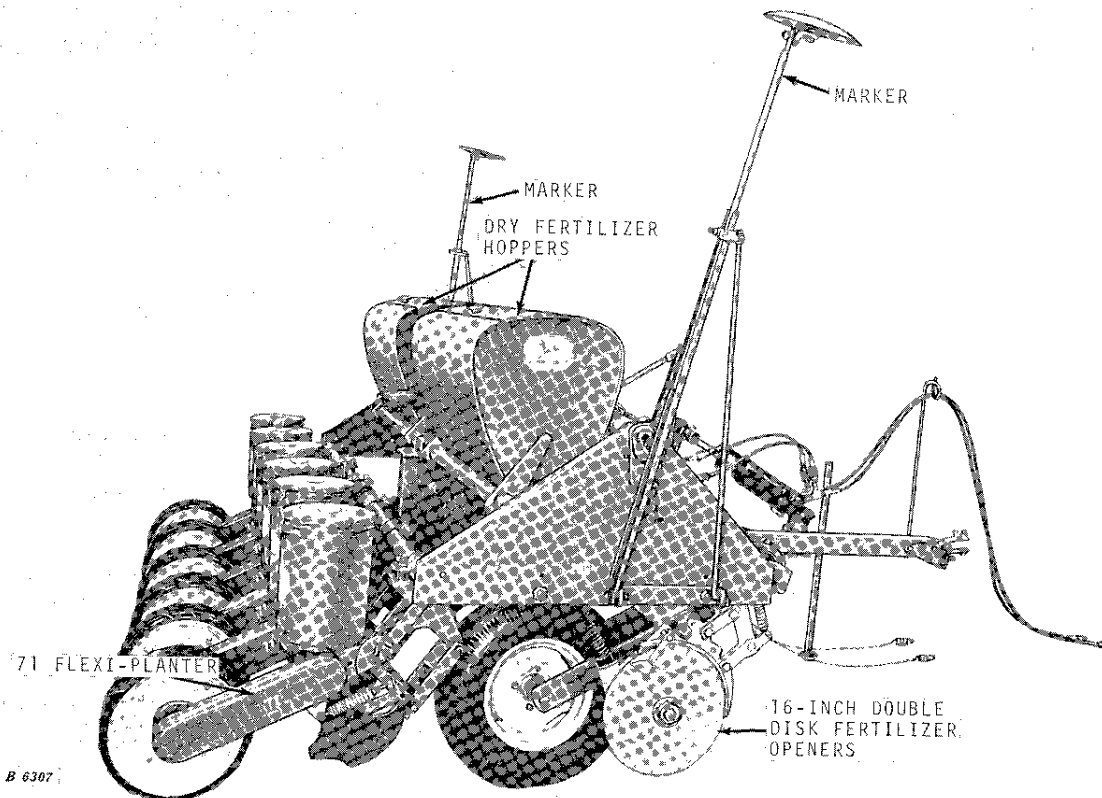
Hyd'Row Marker - Optional - disk type - automatically raised by single-action hydraulic cylinders and lowered when released by a trip rope.

OPERATING SPEED - Determined by the planting speed of the 71 Flexi-Planter. Refer to the 71 Flexi-Planter Operator's Manual.

FERTILIZER OPENERS - 16-inch double disk fertilizer openers with anti-friction bearings are regular. 12-inch double disk fertilizer openers with anti-friction bearings are optional. Permits placing the fertilizer to one side or under the seed.

COVERING KNIVES - (For 16-inch double disk fertilizer openers only) - Blade type with adjustable down pressure.

DRY FERTILIZER - Auger feed, two hoppers; capacity of each 206 Fertilizer Unit hopper is approximately 450 pounds and the capacity of each 208 Fertilizer unit hopper is approximately 650 pounds. Extra high, high, regular, and low rate augers are available.



206 Dry Fertilizer Unit with Six 71 Flexi-Planters

DRY FERTILIZER DRIVE - Hydraulic Motor drive. The amount of fertilizer applied is controlled by a flow regulating valve to change the speed of the auger shaft.

FERTILIZER PACKER WHEELS - Optional - assures separation of the fertilizer and the seed when the fertilizer is placed directly under the seed.

LIQUID FERTILIZER - Gravity feed, two tanks; capacity of each 206 Fertilizer Unit tank is approximately 500 pounds (50 U.S. gallons), and the capacity of each 208 Fertilizer Unit tank is approximately 800 pounds (80 U.S. gallons).

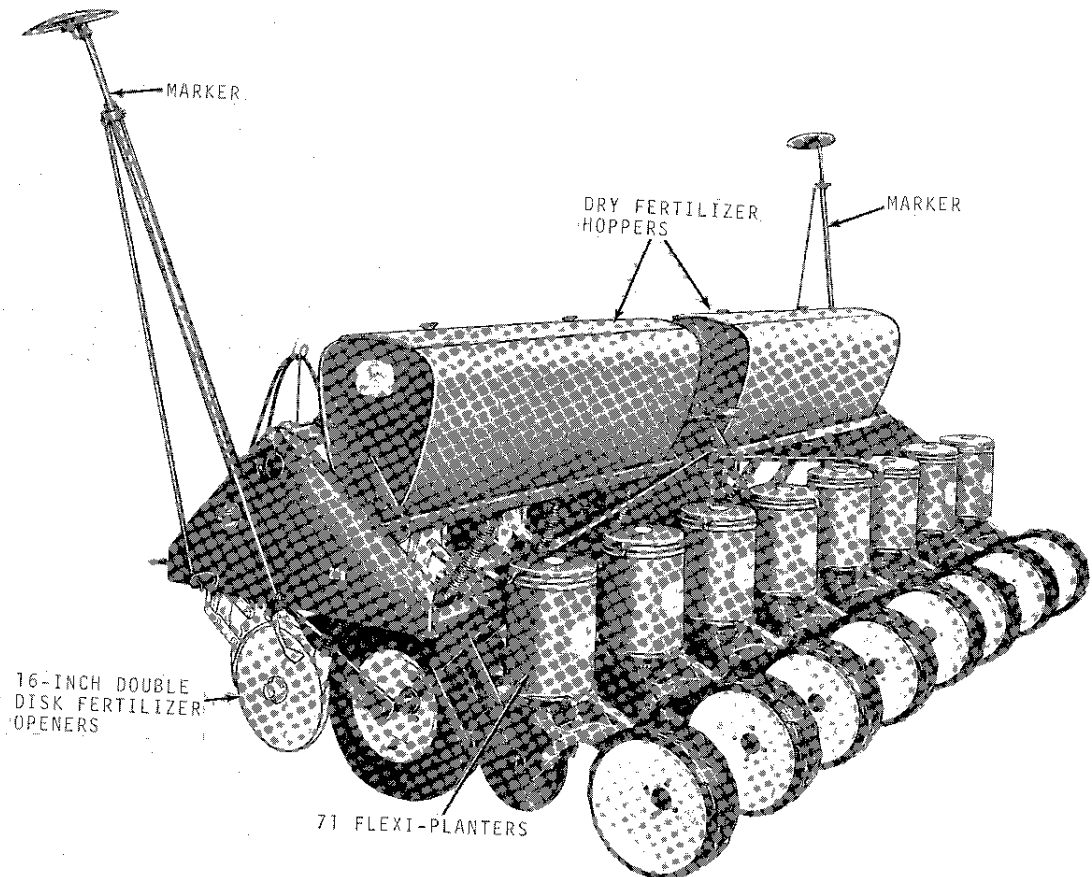
PRE-EMERGENCE ATTACHMENT - 206 Fertilizer Unit only - will apply liquid herbicide over the row at the time of planting. The 22 or 25A Sprayer can be used as a pre-emergence attachment in combination with either the 206 or the 208 Fertilizer Unit.

12-ROW WHEEL HITCH AND MARKERS - Allows two 206 Fertilizer Units to be used together.

16-HITCH - The 16 Hitch allows two 208 Fertilizer Units to be used together.

NOTE: Refer to the 71 Flexi-Planter operator's manual for information on selecting seed plates, drilling distances, and respective charts.

(Specifications and design subject to change without notice)



B 6308

208 Dry Fertilizer Unit with Eight 71 Flexi-Planters

Thank you so much for reading.
Please click the “Buy Now!”
button below to download the
complete manual.



After you pay.

You can download the most
perfect and complete manual in
the world immediately.

Our support email:

ebooklibonline@outlook.com