

# **NO. 110-A ROUGHAGE MILL AND FEED GRINDER**



## **OPERATORS MANUAL NO. 110-A ROUGHAGE MILL AND FEED GRINDER**

OMC8457 D7    English

**OMC8457 D7**

LITHO IN THE U.S.A.  
ENGLISH



## TO THE PURCHASER

The successful operation of your mill, which is designed to give you many years of satisfactory service, depends upon the care given and how it is operated.

Dull knives and hammers will not do good work but cause unsatisfactory service and expense. **KEEP KNIVES SHARP.**

The object of this Manual is to assist in setting up this mill correctly and to aid the user in operating it to the best advantage. See that the operator follows these instructions.

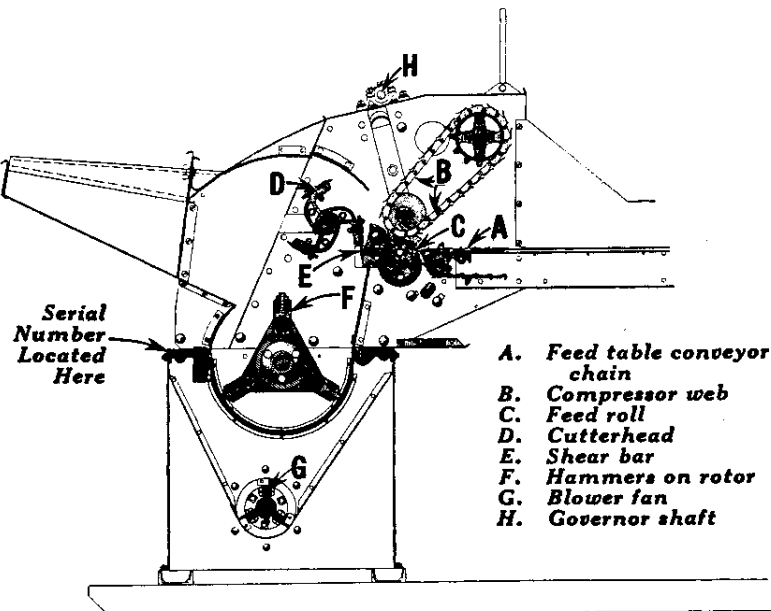
A mill incorrectly assembled or improperly operated cannot produce the best results.

Always give the SERIAL number of your mill when ordering REPAIR PARTS. This number is located on the body under the small feed table.

The Serial Number of your Mill is.....


Date Purchased.....

**KEEP THIS MANUAL FOR FUTURE USE.**

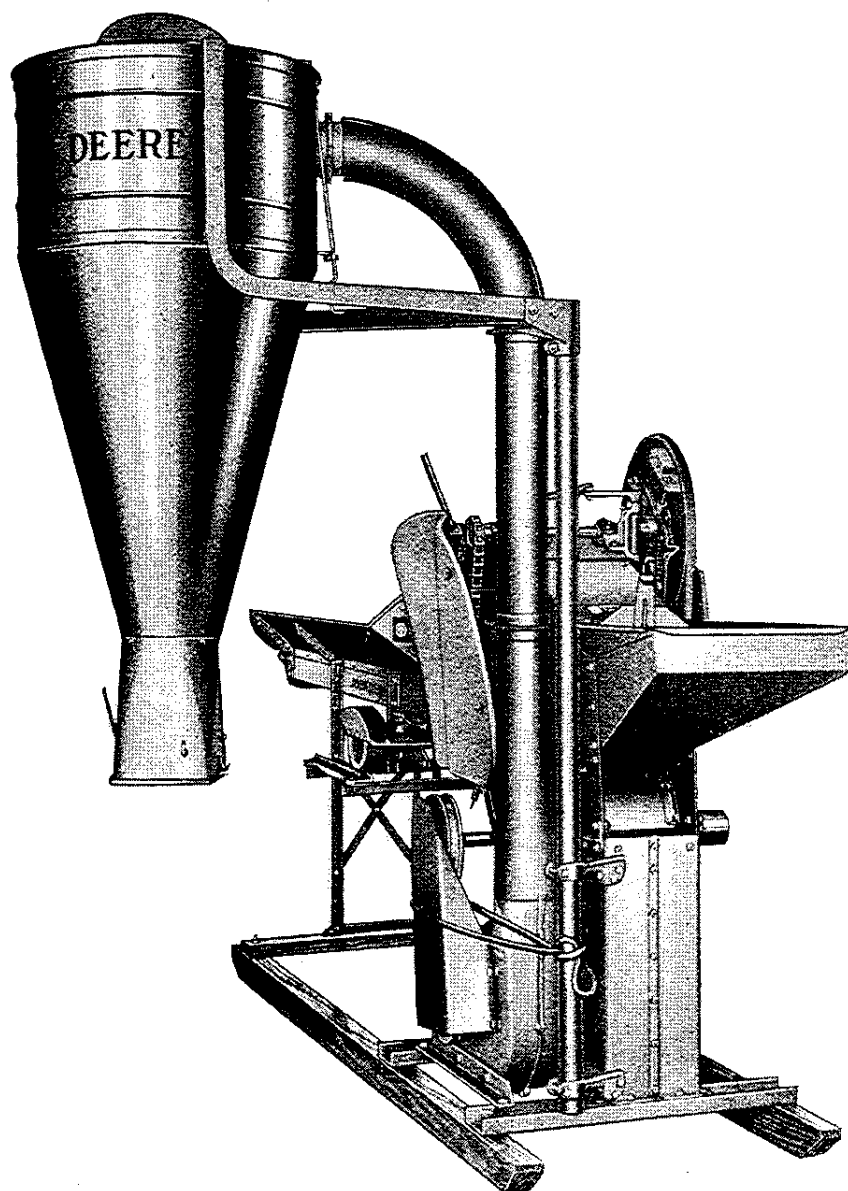


## TABLE OF CONTENTS

	<i>Page</i>
OPERATING INSTRUCTIONS.....	6-18
Before Starting Mill.....	7
Bearings.....	15
Belt for Driving Mill.....	6
Chains.....	7
Chopping Dry Roughage.....	9
Chopping Roughage and Adding Grain.....	10
Clogged Feed Throat.....	9
Cutting Hay.....	9
Drive Pulley.....	6
Hammers.....	13
Knife Grinder.....	14
Lubrication.....	7
Molasses Pump.....	16-18
Preparing Green Ensilage.....	10
Replacing and Adjusting Knives.....	15
Shear Bar and Combing Bar.....	12
To Adjust Governor.....	8
To Adjust Fan Drive Belt.....	8
To Adjust Governor Drive Belt.....	8
To Adjust Compressor Web.....	9
To Vary Length of Cut.....	10
To Use as Hammer Mill Only.....	10
To Change Screens.....	11
To Sharpen Knives.....	14
CORRECT PULLEY SIZES FOR MILL.....	20
SCREENS TO USE FOR VARIOUS MATERIALS.....	19
INFORMATION ON V-BELT MAIN DRIVES.....	22
SPACE REQUIREMENTS FOR MILL.....	23-24
PARTS LIST AND ILLUSTRATIONS.....	25-59



*John Deere No. 110-A Roughage Mill  
with Wagon Box Equipment*



*John Deere No. 110-A Roughage Mill  
with Sacking Equipment*

Thank you so much for reading.  
Please click the “Buy Now!”  
button below to download the  
complete manual.



After you pay.  
You can download the most  
perfect and complete manual in  
the world immediately.

Our support email:  
[ebooklibonline@outlook.com](mailto:ebooklibonline@outlook.com)