

**BALE EJECTOR  
FOR 14T BALERS  
SERIAL NO. (58335 -)  
FOR 214T BALERS  
SERIAL NO. (6101- )**



**OPERATORS MANUAL**

BALE EJECTOR FOR 14T BALERS SERIAL NO.  
(58335 -) FOR 214T BALERS SERIAL NO. (6101- )


OME16197 I1 English

**OME16197 I1**

LITHO IN THE U.S.A.  
ENGLISH



## INTRODUCTION




Your new John Deere Automatic Bale Ejector is a dependable machine. With proper care and operation you can expect to receive the service and long life designed and built into it. Like any precision machine your Ejector will require some attention at regular intervals. When any questions arise regarding lubrication and adjustments, etc., use your manual as a guide to service your machine the **RIGHT WAY**.

If you find yourself in need of additional information or special servicing not covered in this manual, see your John Deere dealer. He is in a position to answer your questions for you.

When in need of parts either to replace worn parts or to make emergency repairs, see your local John Deere dealer.

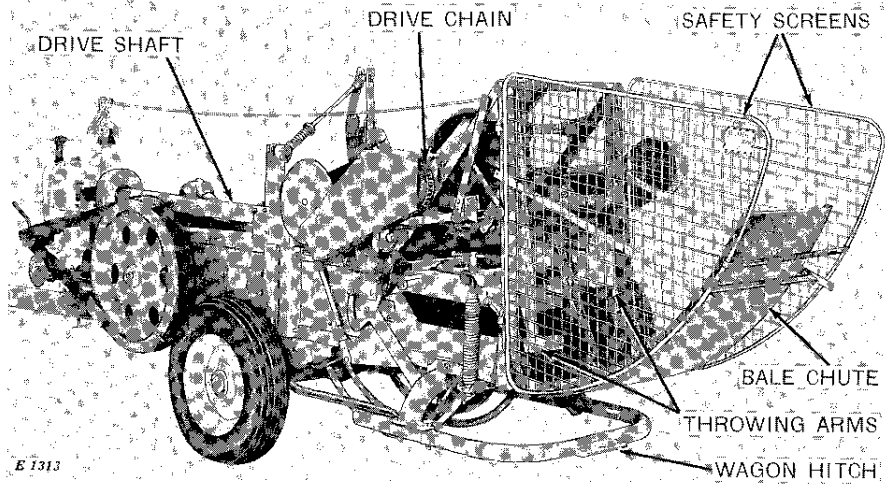
When ordering parts, give your dealer the serial number of your Ejector. This information will help him give you prompt and efficient service.

The Serial No. of your machine is located on the right-hand main frame center brace. Record it in the space provided in the picture below.

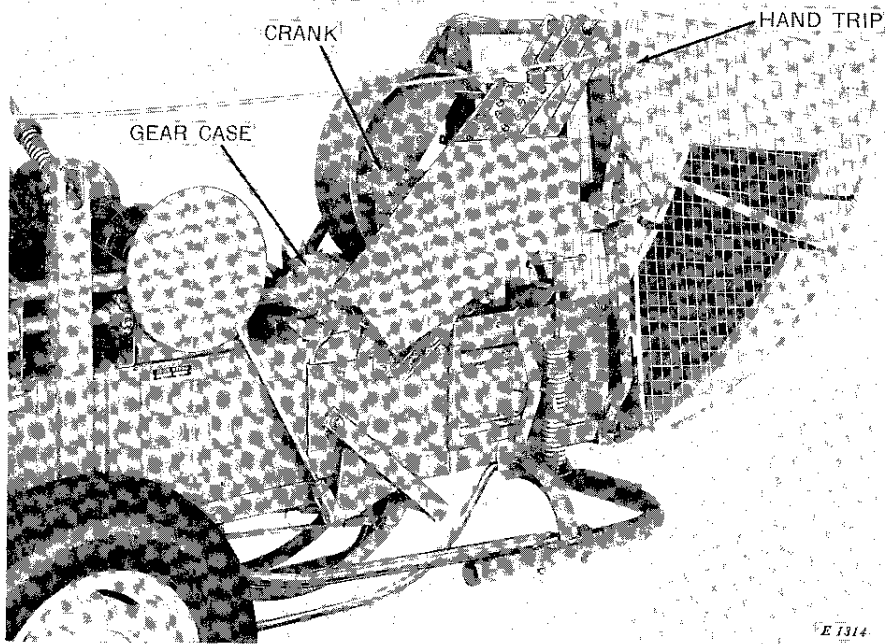


## TABLE OF CONTENTS

	Page		Page
SPECIFICATIONS.....	3	Center Wagon Hitch.....	8
OPERATION AND AD- JUSTMENT.....	4-11	Drive Sprocket.....	8
How the Ejector Works...	4	Special Shear Bolt.....	8
General.....	5	Hydraulic Wagon Hitch...	8
Wagons.....	5	Bale Chute.....	9
Raking.....	5	Bale Trip Lever.....	9
Baler Speed.....	5	Bale Trip Adjustment.....	9
Ejecting Bales.....	5-6	Crank Adjustment.....	10
Unloading and Storing Equipment.....	6	Clutch Trip Arm.....	11
Hand Trip Lever.....	6	Shock Absorbers.....	11
Bale Size.....	7	LUBRICATION.....	12
Safety Suggestions.....	7	ASSEMBLY.....	13-20



*John Deere Bale Ejector on 14T Engine Baler*



*John Deere Bale Ejector on 214T Baler*

## SPECIFICATIONS

Bale: Cross Section.....	14-in. x 18-in.
Length (Approximate).....	15-in. to 19-in.
Bale Weight.....	Varies with condition of hay usual average—20-35 lbs.
Baler.....	Works with John Deere 14T or 214T Twine-Tie Balers only.
Capacity.....	Equal to baler.
Drive Sprocket: 12-Ft. Wagon.....	12-tooth sprocket
14-16-Ft. Wagon.....	13-tooth sprocket
Height (Mounted on Baler).....	68-in.
Height and Distance Bales Ejected.....	Adjustable—depending upon speed at which baler is operated . . . drive sprocket used . . . and angle of Ejector chute.
Length Mounted on: 14T PTO Baler.....	18-ft. 2-in.
14T Engine Baler.....	19-ft.
214T PTO Baler.....	18-ft. 7-in.
214T Engine Baler.....	19-ft. 10-in.
Operation.....	Through feeder drive from PTO of tractor or auxiliary engine.
Weight of Ejector (Approximate).....	494 lbs.
Width Mounted on: 14T Baler.....	8-ft. 10-in.
214T Baler.....	9-ft.

*NOTE: Right- or left-hand referred to in this manual are determined from a position at the rear of the machine facing in the direction of travel in transport.*

*(Specifications and design are subject to change without notice.)*

Thank you so much for reading.  
Please click the “Buy Now!”  
button below to download the  
complete manual.



After you pay.

You can download the most  
perfect and complete manual in  
the world immediately.

Our support email:

[ebooklibonline@outlook.com](mailto:ebooklibonline@outlook.com)