

John Deere No. 8 Forage Harvester



OPERATORS MANUAL

John Deere No. 8
Forage Harvester


OME29857 (01AUG58) English

OME29857 (01AUG58)

LITHO IN U.S.A.
ENGLISH



INTRODUCTION




Your new John Deere No. 8 Forage Harvester is a dependable machine, but only by proper care and operation can you expect to receive the service and long life designed and built into it. Like any precision machine, your Harvester will require a certain amount of attention at regular intervals. When any questions arise regarding lubrication, operation, or maintenance, use your manual as a guide to service your machine the **RIGHT WAY**.

If you find yourself in need of additional information or special servicing not covered in this manual, see your John Deere dealer. He is in a position to answer your questions for you, or to secure the correct information.

When in need of parts either to replace worn parts or to make emergency repairs, see your local John Deere dealer.

When ordering parts, provide your dealer with the serial number of your harvester or attachment, depending on the parts you need. This information will help him to give you prompt and efficient service.



The Serial No. of your machine is located on the lower R.H. portion of the feed roll housing. (Record it in the space at the left.) (Record the Serial No. of the Attachments in the spaces provided below.)

No. 8FH-P

No. 8FH-R

No. 8FH-M

TABLE OF CONTENTS

Page

SPECIFICATIONS AND DATA

- 2 Identification Views
- 4 Specifications and Data

OPERATION AND ADJUSTMENTS

- 5 Controls
- 8 Pre-Operating Instructions
- 10 Safety
- 11 Field Equipment
- 12 Length of Cut
- 14 Main Drive
- 16 Knife Adjustments
- 18 Cutterhead
- 19 Main Gear Case
- 20 Feed Rolls
- 21 Lift Controls
- 23 Wheels
- 23 Discharge Spout
- 24 Transporting
- 25 Pickup Attachment
- 27 Row Crop Attachment
- 30 Mower Bar Attachment

LUBRICATION

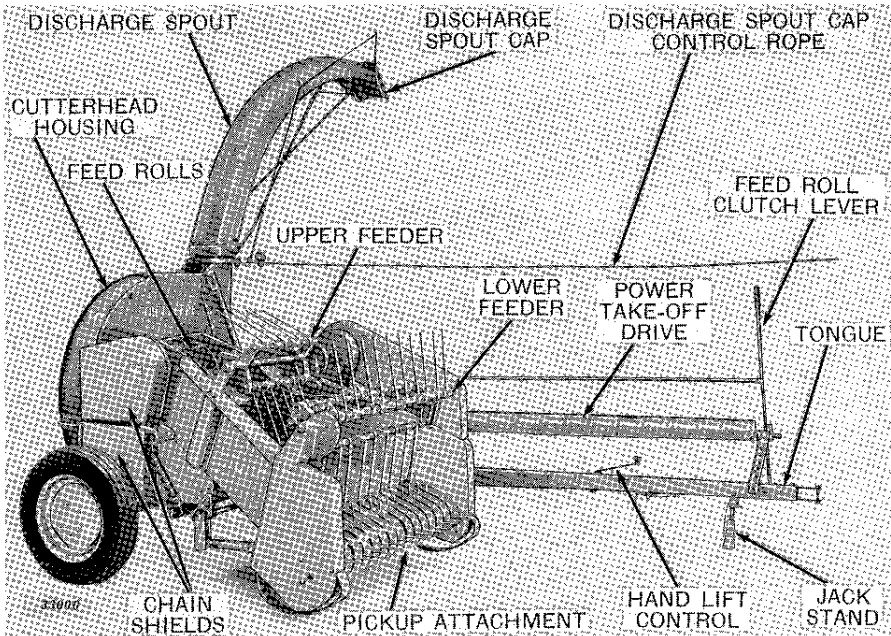
- 34 Charts and Symbols

ATTACHMENTS

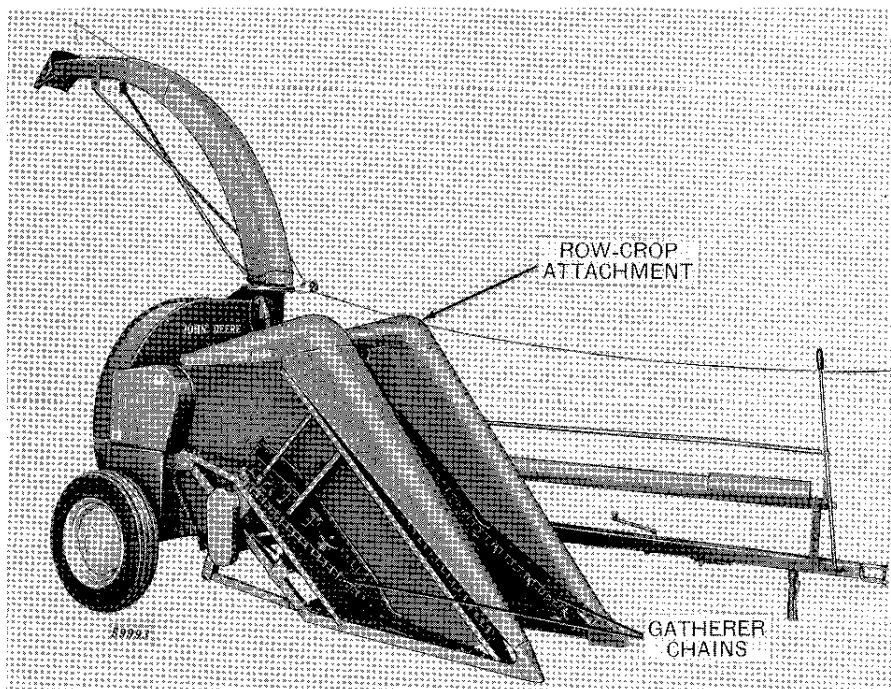
- 39 Illustrations and Descriptions

ASSEMBLY

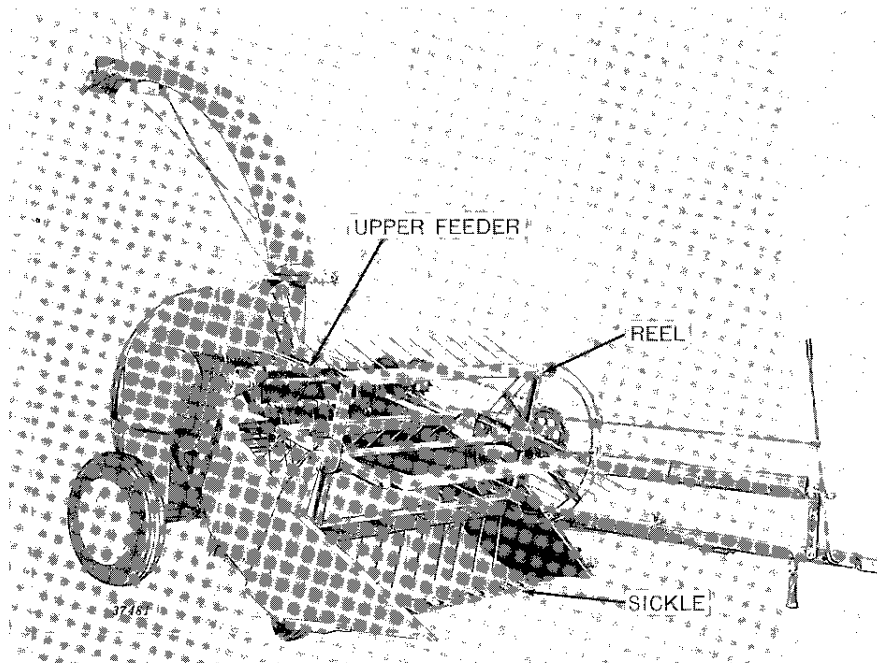
- 48 Bundle List
- 49 Assembly



John Deere No. 8 Forage Harvester with Pickup Attachment



John Deere No. 8 Forage Harvester with Row Crop Attachment



John Deere No. 8 Forage Harvester with Mower Bar Attachment

THE COMPLETE OBSERVANCE of one simple rule would prevent many thousand serious injuries each year. THAT RULE IS: "NEVER ATTEMPT TO CLEAN, OIL, OR ADJUST A MACHINE WHILE IT IS IN MOTION."

Thank you so much for reading.
Please click the “Buy Now!”
button below to download the
complete manual.



After you pay.

You can download the most
perfect and complete manual in
the world immediately.

Our support email:

ebooklibonline@outlook.com