

38 Forage Harvester



JOHN DEERE

OPERATORS MANUAL

38 Forage
Harvester

OME48206 Issue H0 English

John Deere Ottumwa Works
OME48206 Issue H0

LITHO IN U.S.A.
ENGLISH






To the Purchaser

This new forage harvester was carefully designed and manufactured to give years of dependable service. To keep it running efficiently, read the instructions in this operator's manual. Each section is clearly identified so you can easily find the information you need - whether it is operation, lubrication, or service. Read the Table of Contents to learn where each section is located. Use the alphabetical index for fast reference.

In addition to the equipment furnished with your forage harvester, attachments are available to help you do a better job in special crop conditions. These are described in the attachments section of this manual and can be purchased from your John Deere dealer.

 This safety alert symbol identifies important safety messages in this manual. When you see this symbol, be alert to the possibility of personal injury and carefully read the message that follows.

"Right-hand" and "left-hand" sides are determined by facing in the direction the harvester will travel when in use.

Record your forage harvester and attachments serial numbers in the spaces provided on page 53. Your dealer needs this information to give you prompt, efficient service when you order parts. If your harvester requires replacement parts, go to your John Deere dealer where you can obtain Genuine John Deere parts—accept no substitutes.


The warranty on this forage harvester and attachments appears on your copy of the purchase order which you should have received from your dealer when you purchased the forage harvester.



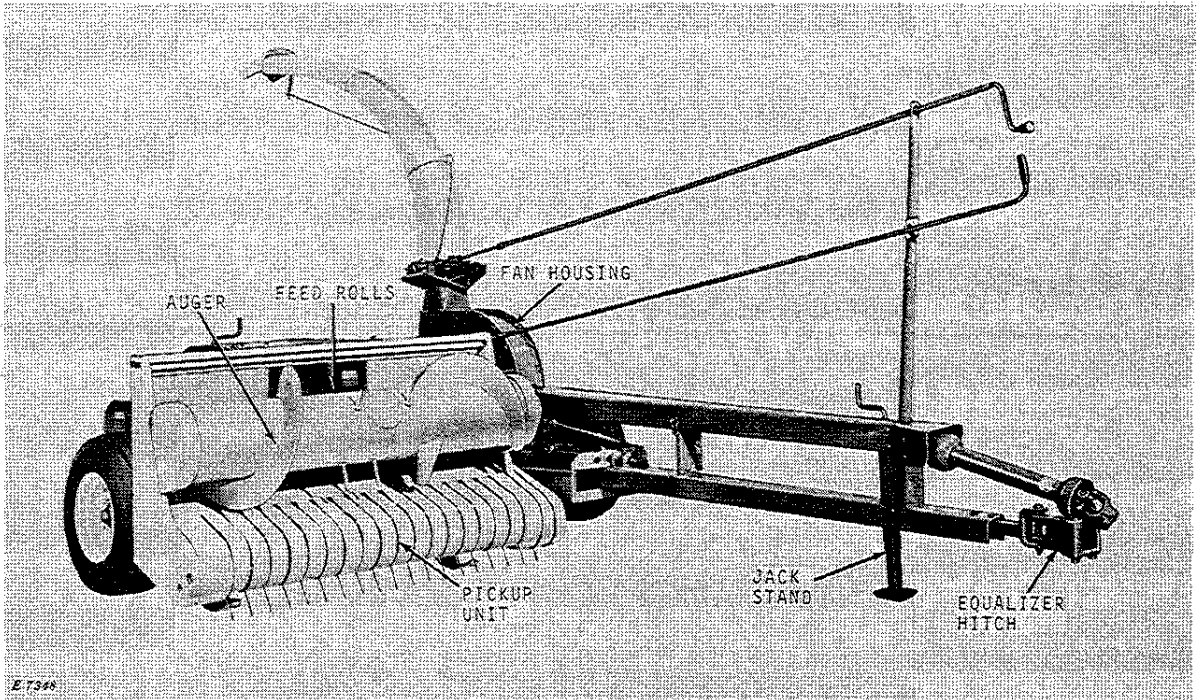


Contents

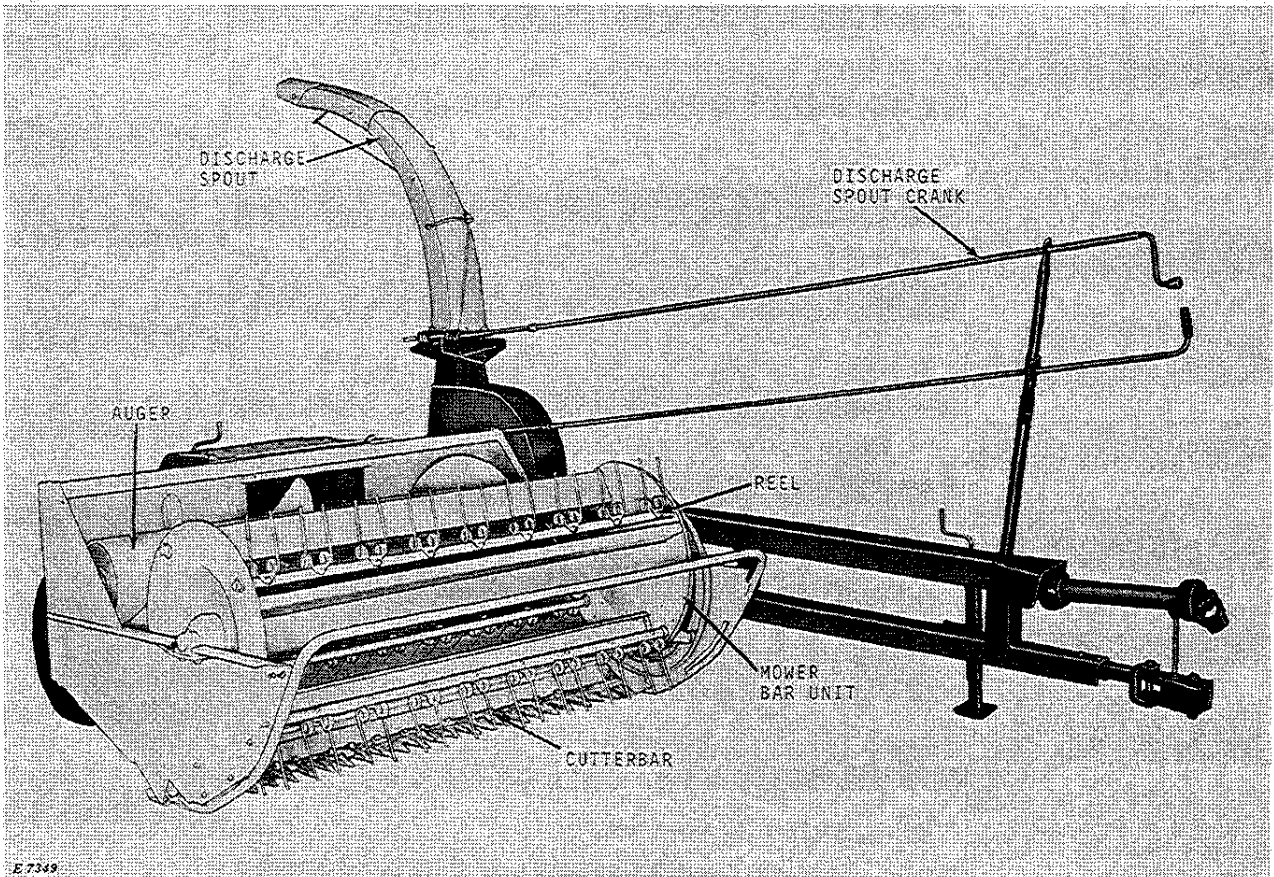
	Page
Identification Views	1
Operation	5
Lubrication	19
Service	25
Trouble Shooting	35
Attachments	39
Assembly	45
Specifications	53
Index	54



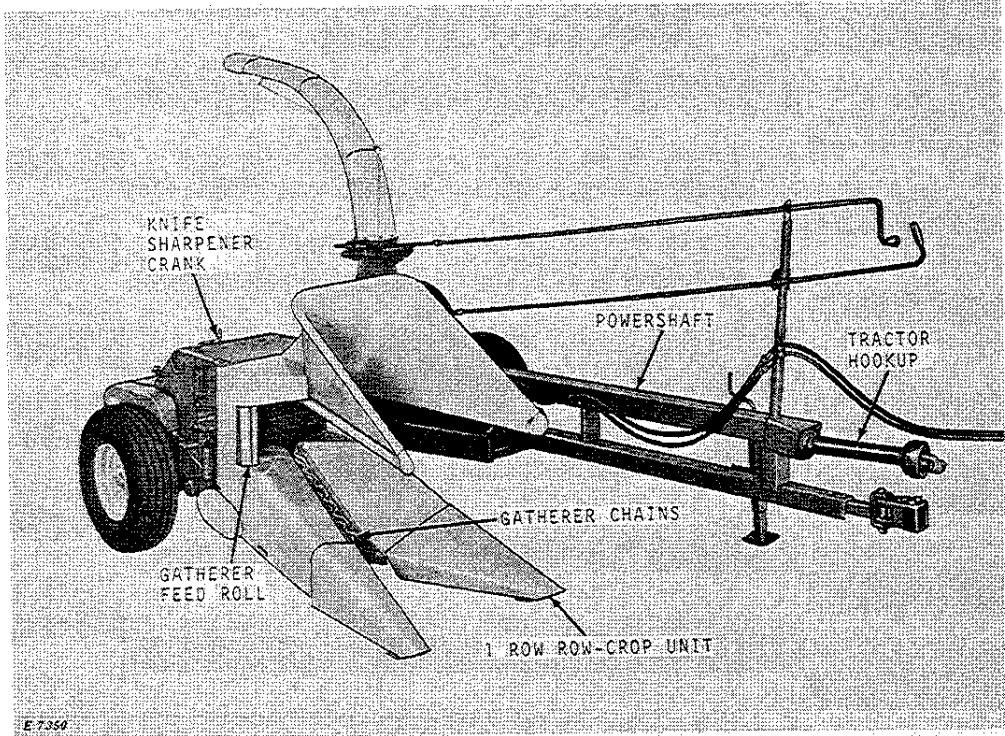
John Deere 38 Forage Harvester with 243 Corn Head Unit



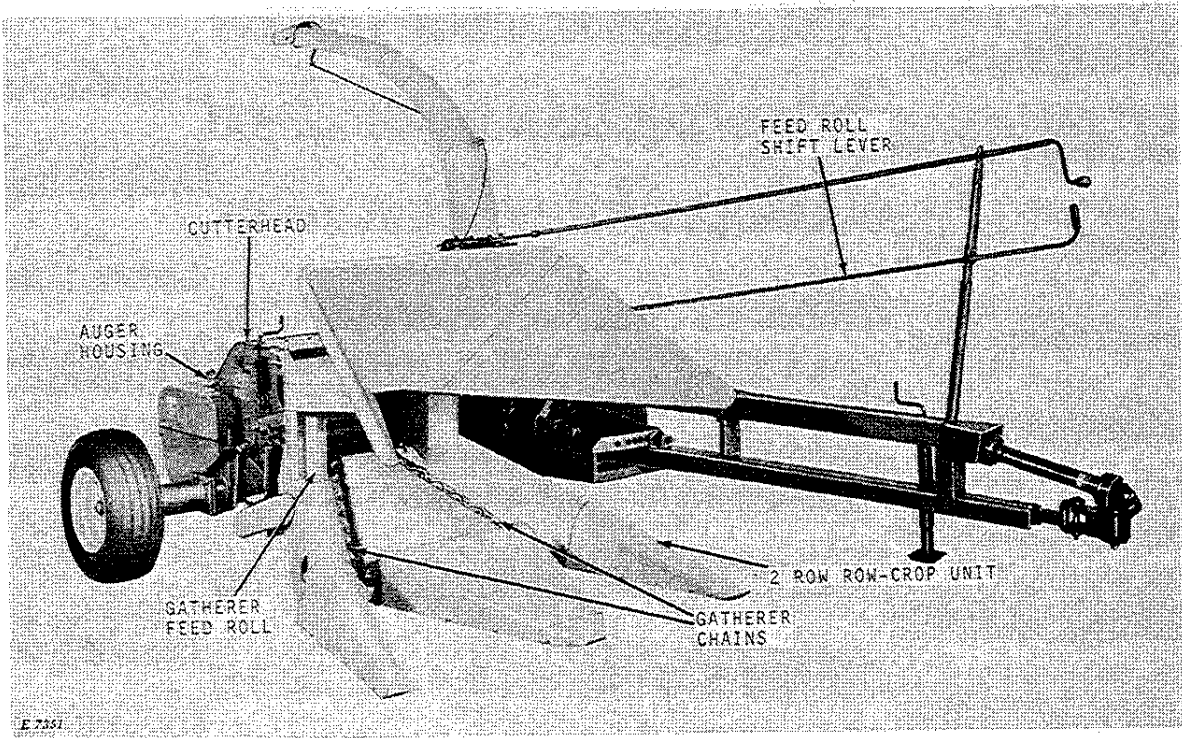
38 Forage Harvester with Pickup Unit



38 Forage Harvester with 6-Foot Mower Bar Unit



38 Forage Harvester with One Row Row-Crop Unit



38 Forage Harvester with 38-Inch Two Row Row-Crop Unit

Thank you so much for reading.
Please click the “Buy Now!”
button below to download the
complete manual.



After you pay.

You can download the most
perfect and complete manual in
the world immediately.

Our support email:

ebooklibonline@outlook.com