

# 25 COMBINE HEADER TRANSPORT FRAME



JOHN DEERE

## OPERATORS MANUAL 25 COMBINE HEADER TRANSPORT FRAME


OMH120058 B5 English

JOHN DEERE WELLAND WORKS  
OMH120058 B5

LITHO IN THE U.S.A.  
ENGLISH



# Introduction


 This safety alert symbol identifies important safety messages in this manual. When you see this symbol, be alert to the possibility of personal injury and carefully read the message that follows.

Your operator's manual contains SI metric equivalents which follow immediately after the U.S. customary unit of measure.

"Right" and "left-hand" sides are determined by facing in the direction the machine will travel when in use.

Record the identification number(s) in the space provided following Specifications. Accurately record all of the characters because (should the product be stolen) tracing is sometimes through a computer match of letters and numbers. Also, your dealer needs this information when ordering parts. If you carry your operator's manual on the machine for reference, be sure to also record the identification number(s) on a separate sheet of paper and file it in a secure place not on the machine so you will still have a record in case the machine is stolen.

The warranty appears on your copy of the purchase order which you should have received from your dealer.



H38524

# Contents

	Page
Safety . . . . .	2
Safety Decal Location . . . . .	7
Attaching and Detaching . . . . .	8
Loading . . . . .	9
Transporting . . . . .	23
Lubricants . . . . .	25
Lubrication and Maintenance . . . . .	27
Crime Prevention . . . . .	28
Assembly . . . . .	30
Specifications . . . . .	35

# Safety

## READ SAFETY SIGNS CAREFULLY

Carefully read and follow all **CAUTION** and **WARNING** safety signs.

Keep safety signs in good condition. Replace missing or damaged safety signs.

H01;25HC F 110285

## UNAUTHORIZED MODIFICATIONS

Unauthorized modifications to the machine may impair the function and/or safety and affect machine life.

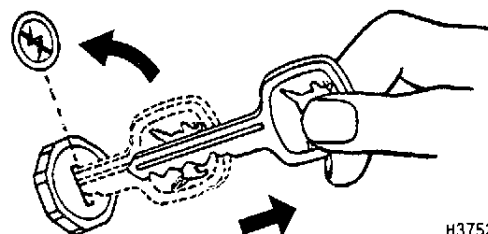


T 270033

4KA;127999 H01;25HC A 080185

## LEAVING COMBINE UNATTENDED

Before leaving combine unattended, turn off engine and remove keys. Support header with hydraulic cylinder safety stop if it is necessary to go under the header or feeder house. See the combine Operator's Manual for complete safety information.



H37524


4KA;H37524 H01;25HC B 080185

## OPERATE SAFELY

Clothing worn by operator must be fairly tight and belted. Loose jackets, shirts, or sleeves must never be worn.

Any time work is being done under header, the hydraulic cylinder safety stop must be placed in the safety position.

Keep hands, feet and clothing away from moving parts.




H35333

4KA;H35333 H01;25HC C 080185

### READ OPERATOR'S MANUAL

DO NOT operate machine without reading this operator's manual.



746;N35538 N01;7440 SAA 111182

### IDENTIFY SIGNAL WORDS IN THIS MANUAL

"CAUTIONS" are identified by bold type, and indicate there is a possibility of injury to you or other people.

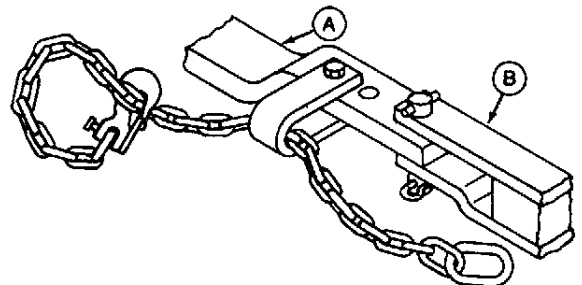
"IMPORTANTS" are also identified by bold type, and indicate there is a possibility of damage to the machine.

"NOTES" are identified by italics. They provide additional information that is an exception to a previous statement or is not directly related to the original subject.

8A7; N01;250C F 121283

### USE A SAFETY CHAIN

A safety chain will help control drawn equipment (B) should it accidentally separate from the drawbar (A) while transporting. Using the appropriate adapter parts, attach the chain to the tractor drawbar support or other specified anchor location. Provide only enough slack in the chain to permit turning. See your John Deere dealer for a chain with a strength rating equal to or greater than the gross weight of the towed machine.



AB6;TS163 053;CHAIN 310884

### PROTECT AGAINST NOISE

Prolonged exposure to loud noise can cause impairment or loss of hearing.

Wear a suitable hearing protective device such as earmuffs (A) or earplugs (B) to protect against objectionable uncomfortable loud noises.



AB6;X7662 053;NOISE 150584

Thank you so much for reading.  
Please click the “Buy Now!”  
button below to download the  
complete manual.



After you pay.

You can download the most  
perfect and complete manual in  
the world immediately.

Our support email:

[ebooklibonline@outlook.com](mailto:ebooklibonline@outlook.com)