

Scourleen 55, 95 and 105 Combines



OPERATORS MANUAL Scourleen 55, 95 and 105 Combines


OMH90832 H1 English

OMH90832 H1

LITHO IN U.S.A.
ENGLISH



To the purchaser



Study this manual carefully and keep it handy in a safe place for future reference.

This manual contains the necessary information to install, operate, lubricate, adjust, and service your new ScourKleen attachment.

Difficulties with this or any other attachment are largely due to lack of proper care and assembly.

See your John Deere dealer for genuine John Deere parts and service. His skilled mechanics are especially trained to service John Deere equipment.

Location reference

"Right-hand" and "left-hand" sides are determined by facing in the direction the attachment will travel when in use.

"Clockwise" refers to parts turning to the right like the hands of a clock.

"Counter-clockwise" refers to parts turning to the left.

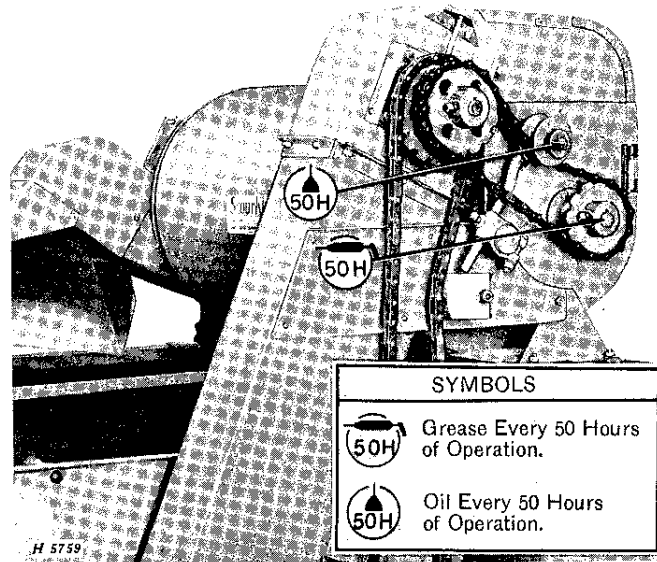
Date of purchase _____

Contents

	Page		Page
Lubrication	1	Shipping packages	4
Adjustments and service	2	Installation on grain tank combines	5
		Installation on sacker combines	10

(Specifications and design subject to change without notice.)

Lubrication

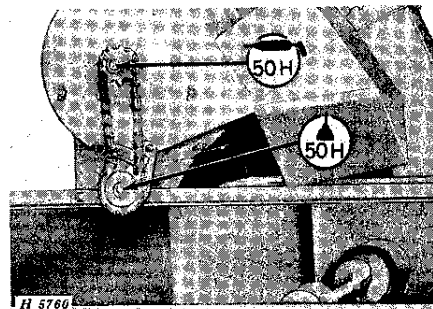


Use SAE Multipurpose grease.

Wipe all grease fittings before greasing.

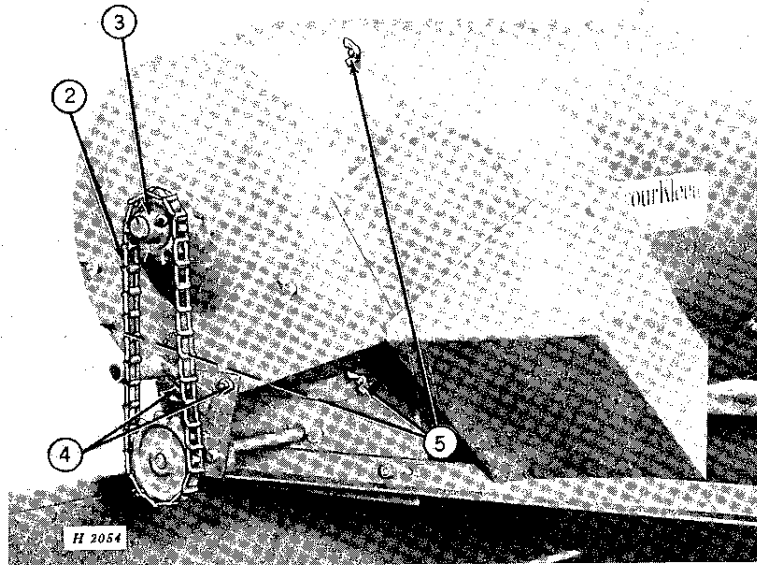
Replace any missing or broken fittings.

Always remember: Thorough and regular lubrication is the largest single factor contributing to longer and more satisfactory performance.



Never lubricate this ScourKleen attachment or any other parts of the combine without being certain the combine engine is turned off.

Adjustments and service



The ScourKleen is available for use in conditions where weed seeds present a cleaning problem.

Screens may be interchanged for various crops by removing the following:

1. (Not illustrated) Weed seed drive shield.
2. Weed seed drive chain.
3. Drive sprocket on end of housing.
4. Two nuts from weed seed auger hanger bracket.
5. Three wing nuts and discharge end cover.

Where dockage is larger than the crop seed, the triangular or slotted type screen can be used in reverse action for harvesting flax or other small seed crops. With this method, the cleaned seed comes out of the weed seed spout.

The proper type and size of screen is very important to obtain full efficiency of the ScourKleen. The wide variety of screens available are listed on the following page. The following screen is shipped with the cleaner.

1N—Standard screen

It has .165-inch triangular perforations for small grains. This will reduce the dockage content of fine seeds, cracked grain, and dirt found in Durham wheat, spring wheat, oats, barley, rye, and winter wheat.

Special crop screens available

0N—.171-In. triangular perf.

It is one size larger than standard 1N and is used to reduce the dockage where the dockage seeds are larger size than normal. More small grain, however, will pass through it also.

2N—.140-In. triangular perf.

It is one size smaller than standard screen 1N and is used for reducing small seeds, cracked grain, and dirt from small-kernelled winter wheat, shrunken spring wheat, and average rye.

3N—.125-In. triangular perf.

Two sizes smaller than standard 1N screen. Used only when grain is exceptionally small and would pass through screen of 2N.

4N—4.5/64-In. round perf.

Used to reduce dockage in flax, lespedeza, and other small seed crops. Will remove a portion of the dirt and dockage which is smaller than the crop seeds.

4-1/4N—5/64 x 1-In. slotted perf.

Used for grain, small beans and lettuce seed.

4-1/2N—3/32 x 3/4-In. slotted perf.

Used only when beans and peas are exceptionally small to reduce the dockage of weed seeds, dirt and splits.

4-3/4N—7/64 x 3/4-In. slotted perf.

Used for sunflower seed and Willamette vetch.

5N—1/8 x 3/4-In. slotted perf.

Considered standard size for reducing dockage in soybeans or peas. Also used for field shelled corn.

5-1/2N—9/64 x 3/4-In. slotted perf.

Used principally in the northwest and west coast for separating oats from peas and vetch. Also used for field shelled corn.

6N—5/32 x 3/4-In. slotted perf.

Considered standard size for field shelled corn. The size used when soybeans or peas are larger than usual. Also when dockage is larger than normal.

7N—11/64 x 3/4-In. slotted perf.

Used for reducing dockage of weed seeds, cracked beans or peas, and dirt from bean and pea crop. Used where there is a considerable amount of large seeds in the crops—such as morning-glory, etc. Also used for field shelled corn.

8N—5/32-In. round perf.

Used for cane and other seed crops. Also in soybeans where there is not dockage for splits.

9N—1/20-In. round perf.

Used for clover, alfalfa, carrot seed, grass seed, onion seed, and timothy.

10N—1/25-In. round perf.

Used for poppy and other very fine seed crops.

11N—1/12-In. round perf.

Used to reduce dockage in flax and in some clover crops.

12N—3/16-In. round perf.

Used where it is not desirable to remove splits from various size beans or peas.

13N—7/32-In. round perf.

Used where it is not desirable to remove splits from various size beans or peas.

Thank you so much for reading.
Please click the “Buy Now!”
button below to download the
complete manual.



After you pay.

You can download the most
perfect and complete manual in
the world immediately.

Our support email:

ebooklibonline@outlook.com