

**JOHN DEERE**  
**WORLDWIDE COMMERCIAL & CONSUMER**  
**EQUIPMENT DIVISION**

---

**Compact Utility Tractor**  
**4320, 4520, 4720**

OMLVU24815 D1

**OPERATOR'S MANUAL**



**JOHN DEERE**

European Version  
Litho in U.S.A.

---

# Introduction

---

## Thank You for Purchasing a John Deere Product

We appreciate having you as a customer and wish you many years of safe and satisfied use of your machine.

## Using Your Operator's Manual

This manual is an important part of your machine and should remain with the machine when you sell it.

Reading your operator's manual will help you and others avoid personal injury or damage to the machine. Information given in this manual will provide the operator with the safest and most effective use of the machine. Knowing how to operate this machine safely and correctly will allow you to train others who may operate this machine.

If you have an attachment, use the safety and operating information in the attachment operator's manual along with the machine operator's manual to operate the attachment safely and correctly.

This manual and safety signs on your machine may also be available in other languages (see your authorized dealer to order).

Sections in your operator's manual are placed in a specific order to help you understand all the safety messages and learn the controls so you can operate this machine safely. You can also use this manual to answer any specific operating or servicing questions. A convenient index located at the end of this book will help you to find needed information quickly.

The machine shown in this manual may differ slightly from your machine, but will be similar enough to help you understand our instructions.

RIGHT-HAND and LEFT-HAND sides are determined by facing in the direction the machine will travel when going forward. When you see a broken line (-----), the item referred to is hidden from view.

Before delivering this machine, your dealer performed a predelivery inspection to ensure best performance.

## Machine Use

This machine is designed solely for use in customary agricultural use, for park and amenity area maintenance, and for winter work. Use in any other way is considered as contrary to the intended use.

This machine is not intended for use in forestry operations. The operator station does not provide adequate protection to the occupants in that environment.

The cab available from the manufacturer is not designed to provide adequate protection from hazardous substances. The operator must wear appropriate personal protection equipment.

The manufacturer accepts no liability for damage or injury resulting from this misuse, and these risks must be borne solely by the user. Compliance with and strict adherence to the conditions of operation, service and repair as specified by the manufacturer also constitute essential elements for the intended use.

This machine should be operated, serviced and repaired only by persons familiar with all its particular characteristics and acquainted with the relevant safety rules (accident prevention). The accident prevention regulations, all other generally recognized regulations on safety and occupational medicine and the road traffic regulations must be observed at all times.

Setting fuel delivery beyond published factory specifications or otherwise overpowering will result in loss of warranty protection for this machine.

Any arbitrary modifications carried out on this machine will relieve the manufacturer of all liability for any resulting damage or injury.

## Special Messages

Your manual contains special messages to bring attention to potential safety concerns, machine damage as well as helpful operating and servicing information. Please read all the information carefully to avoid injury and machine damage.



**CAUTION: Avoid injury! This symbol and text highlight potential hazards or death to the operator or bystanders that may occur if the hazards or procedures are ignored.**

**IMPORTANT: Avoid damage! This text is used to tell the operator of actions or conditions that might result in damage to the machine.**

**NOTE: General information is given throughout the manual that may help the operator in the operation or service of the machine.**

# Product Identification

## Record Identification Numbers

### Compact Utility Tractor

Open Station Models PIN (810481 -)

Cab Models PIN (840001 -)

If you need to contact an Authorized Service Center for information on servicing, always provide the product model and identification numbers.

You will need to locate the identifications numbers for the product. Record the information in the spaces provided below.

DATE OF PURCHASE:


\_\_\_\_\_

DEALER NAME:

\_\_\_\_\_

DEALER PHONE:


\_\_\_\_\_



MX20634

PRODUCT IDENTIFICATION NUMBER (A):

\_\_\_\_\_



MX20635

ENGINE SERIAL NUMBER (B):

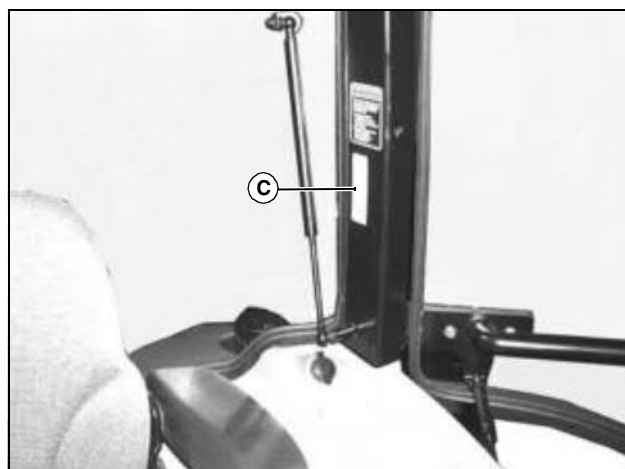
\_\_\_\_\_



MX4778

TRANSMISSION SERIAL NUMBER (C):

\_\_\_\_\_



MX35852

CAB SERIAL NUMBER (D):

\_\_\_\_\_

# Table of Contents

---

Safety Labels .....	1
Safety .....	6
Operating - Controls .....	12
Operating - Machine .....	16
Replacement Parts .....	54
Service Intervals .....	55
Service Lubrication .....	57
Service Engine .....	58
Service Transmission.....	69
Service Steering & Brakes.....	74
Service Electrical.....	76
Service Miscellaneous.....	84
Troubleshooting .....	93
Storage .....	102
Assembly .....	103
Specifications .....	104
Declaration of Conformity .....	111
Index .....	112

## Original Instruction

All information, illustrations and specifications in this manual are based on the latest information at the time of publication. The right is reserved to make changes at any time without notice.

COPYRIGHT© 2011

Deere & Co.

John Deere Worldwide Commercial and Consumer Equipment Division

All rights reserved

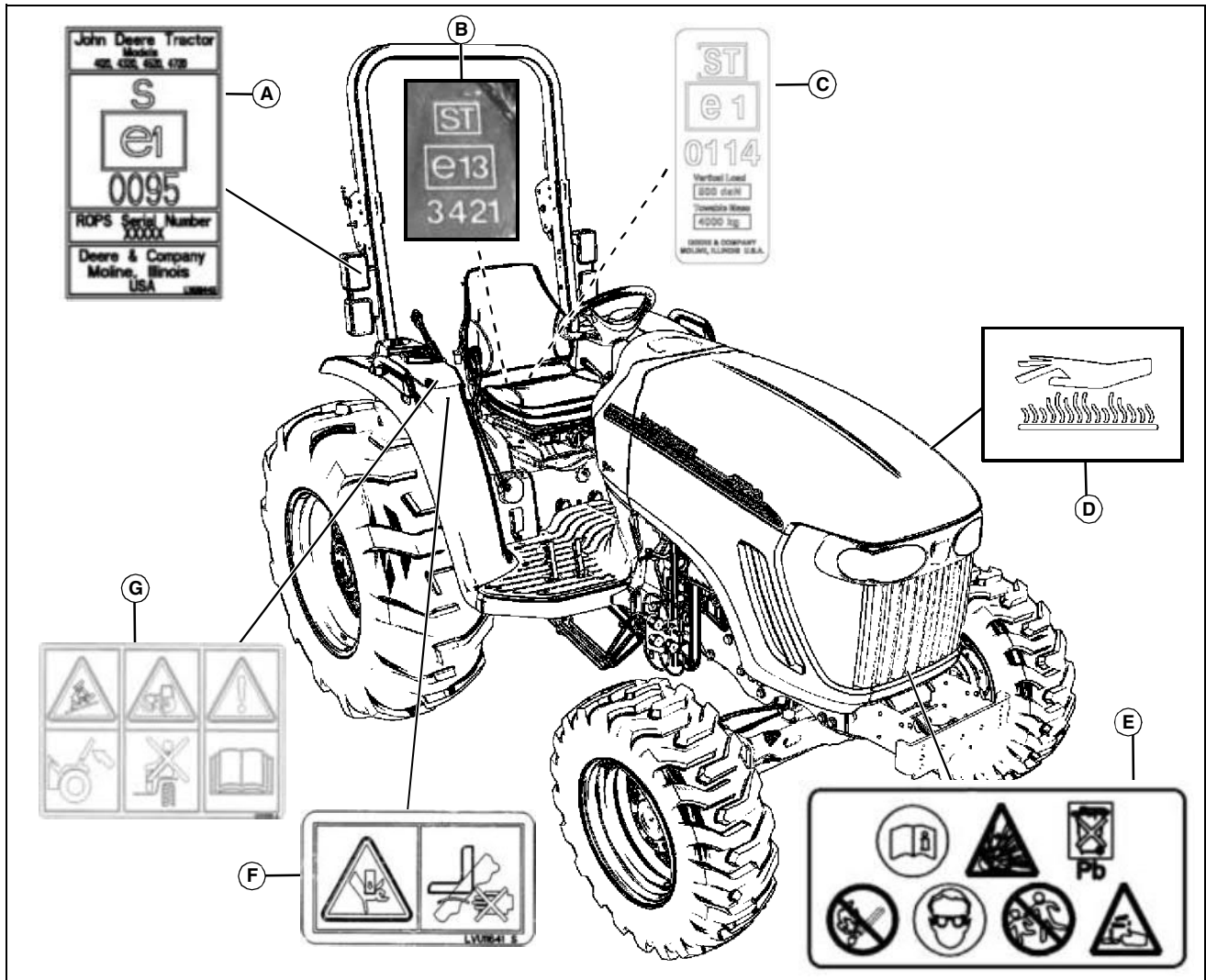
Previous Editions

COPYRIGHT© 2010

OMLVU24815 D1 -

# Safety Labels

## Safety Label Location



MX40881

**Picture Note:** Use label number listed in table below to locate complete text of safety label message following this illustration.

- A - ROLL OVER PROTECTION CERTIFICATE PLATE LVU16443**
- B - WAGON HITCH EEC INFORMATION M72571**
- C - DRAWBAR EEC LABEL LVU16954**
- D - CAUTION HOT SURFACE (embossed on muffler)**
- E - DANGER/POISON (located on battery)**
- F - CAUTION AVOID CRUSHING LVU11641**
- G - WARNING / CAUTION LVU13286**

Thank you so much for reading.  
Please click the “Buy Now!”  
button below to download the  
complete manual.



After you pay.

You can download the most  
perfect and complete manual in  
the world immediately.

Our support email:

[ebooklibonline@outlook.com](mailto:ebooklibonline@outlook.com)