

GS25, GS45 and GS75 Commercial Walk-Behind Mowers

(Serial No. 010001 –)

OPERATOR'S MANUAL

**John Deere
Lawn & Grounds Care Division
OMM124655 D6**

North American Version
Litho in U.S.A
English

INTRODUCTION

THANK YOU for purchasing a John Deere product.

Read this manual and your attachment manuals thoroughly. Failure to do so could result in personal injury or equipment damage.



WARNING: The Engine Exhaust from this product contains chemicals known to the State of California to cause cancer, birth defects or other reproductive harm.

CALIFORNIA Proposition 65 Warning

This manual should be considered a permanent part of your machine and should remain with the machine when you sell it.

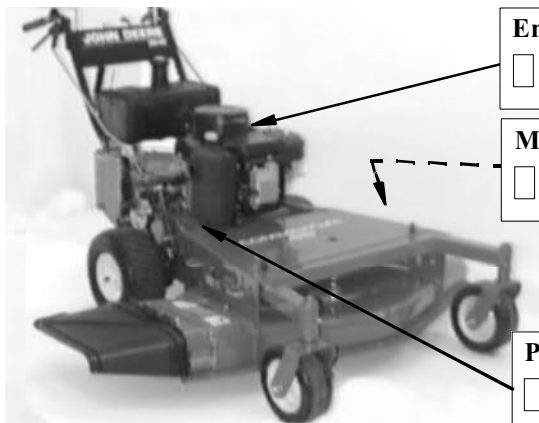
Measurements in this manual are metric units and their U.S. customary equivalents. RIGHT-HAND and LEFT-HAND sides are determined by facing in the direction the machine will travel when going forward. When you see a broken line arrow (➤) it indicates the part it is pointing to is hidden.

Record identification numbers below. Be sure to record all the numbers to help in tracing the machine if it is stolen. You also need to give these numbers to your dealer when you order parts.

Date of Purchase:

Dealer Name:

Phone:



Engine - Serial Number:

Mower Deck - Serial Number:

Power Unit - Serial Number:

TABLE OF CONTENTS

	Page
Safety Signs	1
Controls	3
Operating.....	6
Lawn Care.....	36
Replacement Parts	40
Service Machine Safely	42
Service Interval Chart	44
Service - Engine	48
Service - Transmission	56
Service - Steering and Brakes	59
Service - Mower	63
Service - Electrical.....	86
Service - Miscellaneous	94
Troubleshooting	99
Storing Vehicle.....	104
Assembly.....	106
Specifications	126

TABLE OF CONTENTS

	Page
Warranty.....	137
Index.....	142
John Deere Service Literature	151

All information, illustrations and specifications in this manual are based on the latest information at the time of publication. The right is reserved to make changes at any time without notice.


COPYRIGHT© 1996
John Deere Horicon Works
All rights reserved
Previous Editions
COPYRIGHT© 1996

SAFETY SIGNS


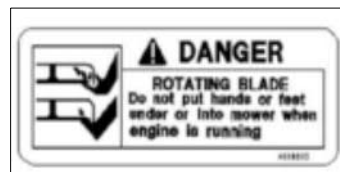
Safety-Alert Symbol

Read and recognize safety information.
Be alert to the potential for personal injury when you see this safety-alert symbol.

On your machine safety labels, the words DANGER, WARNING, and CAUTION are used with this safety-alert symbol. DANGER identifies the most serious hazards. In this manual, the word CAUTION and this symbol call attention to safety messages.



Machine Safety Labels



Thank you so much for reading.
Please click the “Buy Now!”
button below to download the
complete manual.



After you pay.

You can download the most
perfect and complete manual in
the world immediately.

Our support email:

ebooklibonline@outlook.com