

524D and 826D Walk-Behind Snowblowers

(Serial No. 160001 –)

OPERATOR'S MANUAL

**John Deere
Lawn & Grounds Care Division
OMM126613 E6**

**North American Version
Litho in U.S.A
English**


INTRODUCTION

THANK YOU for purchasing a John Deere product.

Read this manual thoroughly. Failure to do so could result in personal injury or equipment damage.



This manual should be considered a permanent part of your machine and should remain with the machine when you sell it.

Measurements in this manual are metric units and their U.S. customary equivalents. RIGHT-HAND and LEFT-HAND sides are determined by facing in the direction of forward travel. When you see a broken line arrow () it indicates the part it is pointing to is hidden.

Product warranty is provided as part of John Deere's support program for customers who operate and maintain their equipment as described in this manual. The product warranty is explained on the warranty certificate you received from your dealer.

Record identification numbers below. Be sure to record all the numbers to help in tracing the machine if it is stolen. You also need to give these numbers to your dealer when you order parts.

Date of Purchase: _____	Dealer Name: _____	Phone: _____
-----------------------------------	------------------------------	------------------------

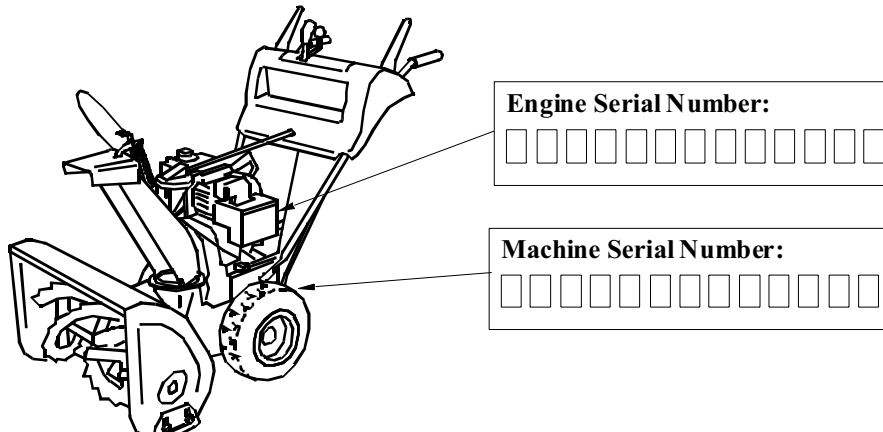


TABLE OF CONTENTS

	Page
Safety Signs	1
Controls	3
Operating.....	5
Replacement Parts	21
Service Safely	22
Service	24
Troubleshooting	57
Storing Machine	60
Assembly.....	62
Specifications	76
Index	78
John Deere Service Literature	83

All information, illustrations and specifications in this manual are based on the latest information at the time of publication. The right is reserved to make changes at any time without notice.

COPYRIGHT© 1996
John Deere Horicon Works
All rights reserved

SAFETY SIGNS


Safety-Alert Symbol

Read and recognize safety information. Be alert to the potential for personal injury when you see this safety-alert symbol.

On your machine safety labels, the words DANGER, WARNING, and CAUTION are used with this safety-alert symbol. DANGER identifies the most serious hazards. In this manual, the word CAUTION and this symbol call attention to safety messages.

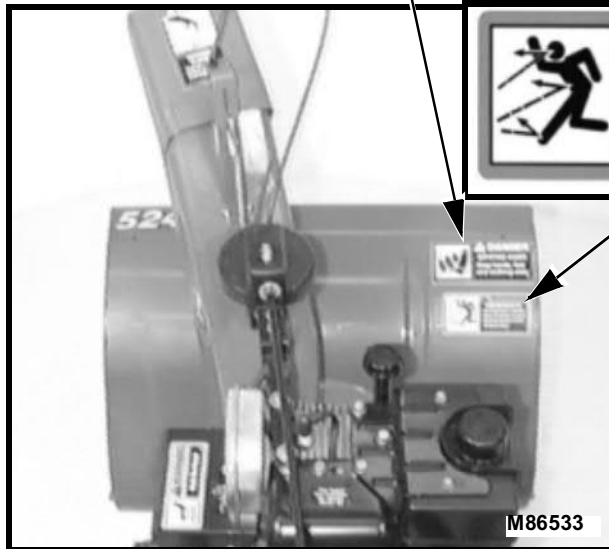


Machine Safety Labels




SAFETY SIGNS

Machine Safety Labels (continued)



Certification Label

This OPEI label on your snow thrower indicates that this model has been certified by an independent laboratory for compliance with American National Standard B-71.3-1995, "Safety Specifications" for Snowthrowers.



Thank you so much for reading.
Please click the “Buy Now!”
button below to download the
complete manual.



After you pay.

You can download the most
perfect and complete manual in
the world immediately.

Our support email:

ebooklibonline@outlook.com