

TRS22
Walk-Behind
Snowblower
(Serial No. 170,001 –)

OPERATOR'S
MANUAL

John Deere
Lawn & Grounds Care Division
OMM133612 F7

North American Version
Litho in U.S.A
English

TABLE OF CONTENTS

	Page
Safety Signs	1
Controls	3
Operating.....	5
Service Machine Safely	18
Service	20
Troubleshooting	43
Storing Machine.....	46
Assembly.....	48
Specifications	52
Warranty	54
Index	60
John Deere Service Literature.....	65

All information, illustrations and specifications in this manual are based on the latest information at the time of publication. The right is reserved to make changes at any time without notice.

COPYRIGHT© 1997
John Deere Horicon Works
All rights reserved
Previous Editions
COPYRIGHT© 1996, 1995, 1994, 1992

SAFETY SIGNS

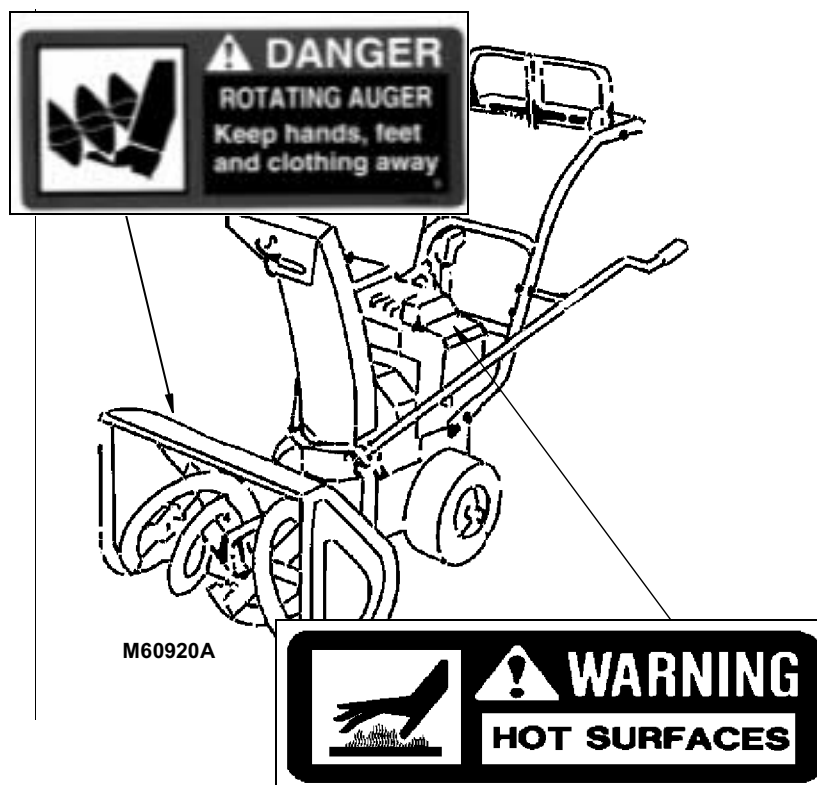
Safety-Alert Symbol

Read and recognize safety information.
Be alert to the potential for personal injury when you see this safety-alert symbol.

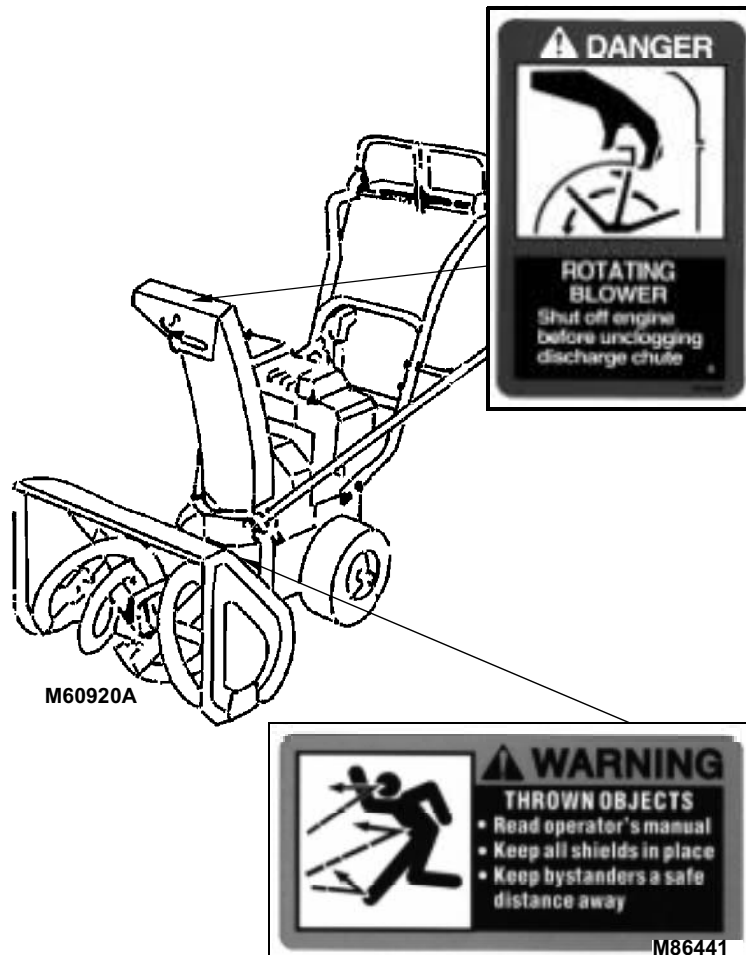
On your machine safety labels, the words DANGER, WARNING, and CAUTION are used with this safety-alert symbol. DANGER identifies the most serious hazards. In this manual, the word CAUTION and this symbol call attention to safety messages.



Machine Safety Labels




SAFETY SIGNS



Certification Label

This OPEI label on your snow thrower indicates that this model has been certified by an independent laboratory for compliance with American National Standard B-71.3-1995, "Safety Specifications" for Snowthrowers.



Thank you so much for reading.
Please click the “Buy Now!”
button below to download the
complete manual.



After you pay.

You can download the most
perfect and complete manual in
the world immediately.

Our support email:

ebooklibonline@outlook.com