

518R Walk-Behind Tiller

(Serial No. 010001 –)

OPERATOR'S MANUAL

**John Deere
Worldwide Commercial and
Consumer Equipment Division
OMM134183 H7**

**North American Version
Litho in U.S.A
English**

INTRODUCTION

THANK YOU for purchasing a John Deere product.

Read this manual and your attachment manuals thoroughly. Failure to do so could result in personal injury or equipment damage.



C WARNING: The Engine Exhaust from this product contains chemicals known to the State of California to cause cancer, birth defects or other reproductive harm.

CALIFORNIA Proposition 65 Warning

This manual should be considered a permanent part of your machine and should remain with the machine when you sell it.


Measurements in this manual are metric units and their U.S. customary equivalents. RIGHT-HAND and LEFT-HAND sides are determined by facing in the direction the machine will travel when going forward. When you see a broken line arrow (--) it indicates the part it is pointing to is hidden.

Record identification numbers below. Be sure to record all the numbers to help in tracing the machine if it is stolen. You also need to give these numbers to your dealer when you order parts.

Date of Purchase:

Dealer Name:

Phone:



Engine Serial Number:

Product Identification Number:

TABLE OF CONTENTS

	Page
Safety Signs	1
Controls	5
Operating.....	7
Replacement Parts	21
Service Machine Safely	22
Service	24
Troubleshooting	45
Storing Machine.....	48
Assembly.....	50
Specifications	58
Warranty	60
Index	66
John Deere Service Literature.....	69

All information, illustrations and specifications in this manual are based on the latest information at the time of publication. The right is reserved to make changes at any time without notice.


COPYRIGHT© 1997
Deere & Co.
John Deere Worldwide Commercial and
Consumer Equipment Division
Horicon, WI
All rights reserved
Previous Editions
COPYRIGHT© 1996

SAFETY SIGNS

Safety-Alert Symbol

Read and recognize safety information.
Be alert to the potential for personal injury when you see this safety-alert symbol.


On your machine safety labels, the words DANGER, WARNING, and CAUTION are used with this safety-alert symbol. DANGER identifies the most serious hazards. In this manual, the word CAUTION and this symbol call attention to safety messages.



Machine Safety Labels



SAFETY SIGNS



Thank you so much for reading.
Please click the “Buy Now!”
button below to download the
complete manual.



After you pay.

You can download the most
perfect and complete manual in
the world immediately.

Our support email:

ebooklibonline@outlook.com