

Sabre Garden Tractors 2048HV, 2254HV, and 2554HV

Serial No. (010,001-)



OPERATOR'S MANUAL


John Deere
Worldwide Commercial And
Consumer Equipment Division
OMM136080 D8

North American Version
Litho in U.S.A.
English

INTRODUCTION

THANK YOU for purchasing a John Deere product.

Read this manual thoroughly. Failure to do so could result in personal injury or equipment damage.



WARNING: The Engine Exhaust from this product contains chemicals known to the State of California to cause cancer, birth defects or other reproductive harm.

CALIFORNIA Proposition 65 Warning

This manual should be considered a permanent part of your machine and should remain with the machine when you sell it.

Measurements in this manual are metric units and their U.S. customary equivalents. RIGHT-HAND and LEFT-HAND sides are determined by facing in the direction the machine will travel when going forward. When you see a broken line arrow (A), it indicates the part it is pointing to is hidden.


Record identification numbers below. Be sure to record all the numbers to help in tracing the machine if it is stolen. You also need to give these numbers to your dealer when you order parts.

DATE OF PURCHASE: _____

DEALER NAME: _____

DEALER PHONE: _____

Sabre® is a registered trademark of Deere & Company




INTRODUCTION

Located on Left Rear of Tractor

Vehicle Serial Number:

□	□	□	□	□	□	□	□	□	□	□	□	□	□
---	---	---	---	---	---	---	---	---	---	---	---	---	---



Located on Engine

Briggs & Stratton Engine Information

Model


Type

Code

□	□	□	□	□	□
---	---	---	---	---	---

□	□	□	□	□	□
---	---	---	---	---	---

□	□	□	□	□	□	□	□	□	□
---	---	---	---	---	---	---	---	---	---



Located on Engine

Kohler Engine Information

Model

Spec

□	□	□	□	□
---	---	---	---	---

□	□	□	□	□
---	---	---	---	---




TABLE OF CONTENTS

Assembly	1
Safety Signs.....	7
Controls	9
Operating Machine	10
Operating Mower	23
Replacement Parts	29
Service Machine Safely	32
Service Interval Chart.....	34
Service Engine	36
Service Mower.....	41
Service Electrical	45
Service Miscellaneous.....	50
Removing Mower	54
Installing Mower.....	56
Troubleshooting	57
Storing Machine.....	61
Specifications.....	63
Warranty	66
Index.....	67
Service Literature	71

All information, illustrations and specifications in this manual are based on the latest information at the time of publication. The right is reserved to make changes at any time without notice.

COPYRIGHT© 1998

Deere & Co.

John Deere Worldwide Commercial and Consumer Equipment Division

Horicon, WI

All rights reserved

Previous Editions


COPYRIGHT© 1997

ASSEMBLY

Box of Parts

NOTE: If you are missing any parts see the **Replacement Parts** section for additional service part numbers.


A	Sabre Operator's Manual	M132729
	Engine Owner's Manual:	
	Model 2048HV	M131764
	Model 2554HV	M132645
	Safety Video	M134321
B	Mower Gage Wheels (2) with:	M111489
	Bolts (2)	19M7274
	Nuts (2)	14M7396
	Bushings (2)	M111491
	Washers (2)	M110698
C	Mower Drive Belt	M110312
D	Mower Discharge Chute with:	M123859
	Chute Pin	M112899
	Chute Spring	M83410
	Chute Hinge	M83411
E	Front Lift Rod Assembly:	
	Rod	M132735
	Welded Pivot	AM119811
	Clevis (2)	M113014
	Spacers (2)	M110875
	Lock Nuts (2)	M85540
	Jam Nuts (2)	14M7275
F	Steering Wheel	AM121918
G	Bag of Hardware	H63686
	• 1 - Shoulder bolt-Steering Wheel	M87404
	• 1 - Nut- Steering Wheel	M63662
	• 1 - Washer- Steering Wheel	24H1721
	• 2 - M8x16 Bolts- Battery	19M7775
	• 2 - M8x16 Nut- Battery	14M7303
	• 2 - M8x20 Bolts-Chute	03M7184
	• 2 - M8x20 Nuts-Chute	14M7464
	• 2 - Keys	M127340



Remove Packaging

Remove plastic and paper.

Remove wire bands (A) from front and rear tires.



Thank you so much for reading.
Please click the “Buy Now!”
button below to download the
complete manual.



After you pay.

You can download the most
perfect and complete manual in
the world immediately.

Our support email:

ebooklibonline@outlook.com