

724D and 826D Walk-Behind Snowblowers

(Serial No. 180001 –)

OPERATOR'S MANUAL

**John Deere
Lawn & Grounds Care Division
OMM136921 H8**

North American Version
Litho in U.S.A
English

INTRODUCTION

THANK YOU for purchasing a John Deere product.

Read this manual and your attachment manuals thoroughly. Failure to do so could result in personal injury or equipment damage.



WARNING: The Engine Exhaust from this product contains chemicals known to the State of California to cause cancer, birth defects or other reproductive harm.

CALIFORNIA Proposition 65 Warning


This manual should be considered a permanent part of your machine and should remain with the machine when you sell it.

Measurements in this manual are metric units and their U.S. customary equivalents. RIGHT-HAND and LEFT-HAND sides are determined by facing in the direction the machine will travel when going forward. When you see a broken line arrow (---->) it indicates the part it is pointing to is hidden.

Record identification numbers below. Be sure to record all the numbers to help in tracing the machine if it is stolen. You also need to give these numbers to your dealer when you order parts.

Date of Purchase: _____

Dealer Name: _____	Phone: _____
------------------------------	------------------------



Engine Serial Number: □ □ □ □ □ □ □ □ □ □ □ □ □ □ □ □

Product Identification Number: □ □ □ □ □ □ □ □ □ □ □ □ □ □ □ □
--

TABLE OF CONTENTS

	Page
Safety Signs	1
Controls	3
Operating.....	5
Replacement Parts	21
Service Machine Safely	22
Service.....	24
Troubleshooting	57
Storing Machine.....	60
Assembly.....	63
Specifications	75
Warranty	77
Index	84
John Deere Service Literature.....	89

All information, illustrations and specifications in this manual are based on the latest information at the time of publication. The right is reserved to make changes at any time without notice.

COPYRIGHT© 1998
Deere & Co.
John Deere Worldwide Commercial and
Consumer Equipment Division
Horicon, WI
All rights reserved
Previous Editions
COPYRIGHT© 1997 and 1996

OMM136921 H8

SAFETY SIGNS

Safety-Alert Symbol

Read and recognize safety information. Be alert to the potential for personal injury when you see this safety-alert symbol.

On your machine safety labels, the words DANGER, WARNING, and CAUTION are used with this safety-alert symbol. DANGER identifies the most serious hazards. In this manual, the word CAUTION and this symbol call attention to safety messages.



Machine Safety Labels

DANGER: To avoid injury from rotating auger and thrown objects, stay clear of machine and keep others away. Keep all shields in place. Read operator's manual.




DANGER - ROTATING BLOWER. Shut off engine before unclogging discharge chute.




SAFETY SIGNS

CAUTION: Muffler and Adjacent areas are HOT. Do Not Touch.



The word **HOT** is embossed in the muffler shield.



Certification Label

This OPEI label on your snow thrower indicates that this model has been certified by an independent laboratory for compliance with American National Standard B-71.3-1995, "Safety Specifications" for Snowthrowers.



Thank you so much for reading.
Please click the “Buy Now!”
button below to download the
complete manual.



After you pay.

You can download the most
perfect and complete manual in
the world immediately.

Our support email:

ebooklibonline@outlook.com