


GATOR® Diesel Utility Vehicle

Serial No. (08807-)



OPERATOR'S MANUAL

**John Deere
Worldwide Commercial And
Consumer Equipment Division
OMM136976 K8**

**Export/European Version
Litho in U.S.A.**

English

INTRODUCTION

READ THIS MANUAL carefully to learn how to operate and service your machine correctly. Failure to do so could result in personal injury or equipment damage. This manual and safety signs on your machine may also be available in other languages (see your John Deere dealer to order).

THIS MANUAL SHOULD BE CONSIDERED a permanent part of your machine and should remain with the machine when you sell it.

MEASUREMENTS in this manual are given in both metric and customary U.S. unit equivalents. Use only correct replacement parts and fasteners. Metric and inch fasteners may require a specific metric or inch wrench.

RIGHT-HAND AND LEFT-HAND sides are determined by facing the direction of forward travel.

SETTING FUEL DELIVERY BEYOND PUBLISHED factory specifications or otherwise overpowering will result in loss of warranty protection for this machine.

BEFORE DELIVERING THIS MACHINE, your dealer performed a predelivery inspection to ensure best performance.

THIS UTILITY VEHICLE IS DESIGNED SOLELY for use in customary agricultural and forestry operations, for park and amenity area maintenance, and for winter work. Use in any other way is considered as contrary to the intended use.

The manufacturer accepts no liability for damage or injury resulting from this misuse, and these risks must be borne solely by the user. Compliance with and strict adherence to the conditions of operation, service and repair as specified by the manufacturer also constitute essential elements for the intended use.

THIS UTILITY VEHICLE SHOULD BE OPERATED, serviced and repaired only by persons familiar with all its particular characteristics and acquainted with the relevant safety rules (accident prevention). The accident prevention regulations, all other generally recognized regulations on safety and occupational medicine and the road traffic regulations must be observed at all times.

Any arbitrary modifications carried out on this tractor will relieve the manufacturer of all liability for any resulting damage or injury.

INTRODUCTION

WRITE PRODUCT IDENTIFICATION NUMBERS (P.I.N.) in the space provided below. Accurately record all the numbers to help in tracing the machine should it be stolen. Your dealer also needs these numbers when you order parts. File the identification numbers in a secure place off the machine.

DATE OF PURCHASE:

DEALER NAME:

DEALER PHONE:

PRODUCT IDENTIFICATION NUMBER (A):

ENGINE SERIAL NUMBER (B):

IDENTIFICATION NUMBER FOR ROAD HOMOLOGATED GATOR (C):




TABLE OF CONTENTS

Safety Signs	1
Controls	4
Operating Machine	6
Operating Road Homologated Features	33
Replacement Parts	41
Service Machine Safely	42
Service Interval Chart	45
Service Engine	48
Service Transmission	65
Service Electrical	73
Service Miscellaneous	84
Troubleshooting	91
Storing Machine	94
Assembly	97
Specifications	115
Index	126


All information, illustrations and specifications in this manual are based on the latest information at the time of publication. The right is reserved to make changes at any time without notice.


COPYRIGHT© 1998
Deere & Co.
John Deere Worldwide Commercial and
Consumer Equipment Division
Horicon, WI
All rights reserved
Previous Editions
COPYRIGHT© 1996

OMM136976 K8

SAFETY SIGNS

Pictorial Safety Signs

At several important places on this machine safety signs are affixed intended to signify potential danger. The hazard is identified by a pictorial in a warning triangle . An adjacent pictorial provides information how to avoid personal injury. These safety signs, their placement on the machine and a brief explanatory text are shown in this Safety Signs section.



Park Vehicle Safely

Before leaving vehicle

- Stop Engine.
- Set Park Brake.
- Remove Key.



Read Operator's Manual

Careful read Operator's Manual before handling the machine. Observe instructions and safety rules when operating.



Thank you so much for reading.
Please click the “Buy Now!”
button below to download the
complete manual.



After you pay.

You can download the most
perfect and complete manual in
the world immediately.

Our support email:

ebooklibonline@outlook.com