


Mid-Mount ZTRAK M653, M655 and M665

Serial No. (010001–)



OPERATOR'S MANUAL

**John Deere
Worldwide Commercial And
Consumer Equipment Division
OMM138801 F9**


**North American Version
Litho in U.S.A.**

English

INTRODUCTION

THANK YOU for purchasing a John Deere product.

Read this manual thoroughly. Failure to do so could result in personal injury or equipment damage.



WARNING: The Engine Exhaust from this product contains chemicals known to the State of California to cause cancer, birth defects or other reproductive harm.

CALIFORNIA Proposition 65 Warning

This manual should be considered a permanent part of your machine and should remain with the machine when you sell it.

Measurements in this manual are metric units and their U.S. customary equivalents. RIGHT-HAND and LEFT-HAND sides are determined by facing in the direction the machine will travel when going forward. When you see a broken line arrow (---->), it indicates the part it is pointing to is hidden.

Record identification numbers below. Be sure to record all the numbers to help in tracing the machine if it is stolen. You also need to give these numbers to your dealer when you order parts.

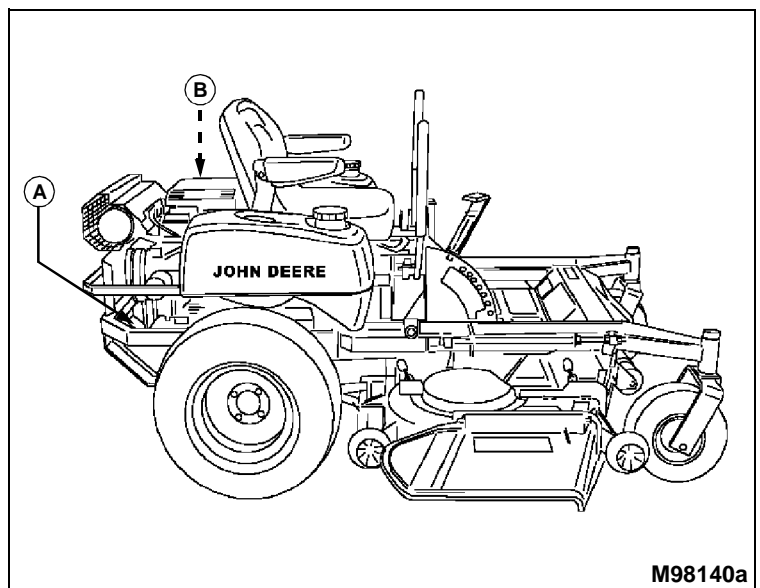
DATE OF PURCHASE:

DEALER NAME:

DEALER PHONE:

PRODUCT IDENTIFICATION NUMBER (A):

ENGINE SERIAL NUMBER (B):



M98140a

TABLE OF CONTENTS

Safety Signs	1
Controls	5
Operating	7
Replacement Parts	38
Service Machine Safely	39
Service Interval Chart	41
Service—Lubrication	44
Service—Engine	49
Service—Transmission	58
Service—Steering and Brakes	69
Service—Mower	75
Service—Electric	86
Service—Miscellaneous	91
Troubleshooting	95
Storing Machine	100
Assembly	102
Specifications	108
Warranty	118
Index	122
John Deere Service Literature	127

All information, illustrations and specifications in this manual are based on the latest information at the time of publication. The right is reserved to make changes at any time without notice.

COPYRIGHT© 1999
Deere & Co.
John Deere Worldwide Commercial and
Consumer Equipment Division
Horicon, WI
All rights reserved

OMM138801 F9


SAFETY SIGNS

Safety-Alert Symbol

Read and recognize safety information. Be alert to the potential for personal injury when you see this safety-alert symbol.

On your machine safety labels, the words DANGER, WARNING, and CAUTION are used with this safety-alert symbol. DANGER identifies the most serious hazards. In this manual, the word CAUTION and this symbol call attention to safety messages.

Keep safety signs in good condition. You can buy safety signs from your John Deere dealer.

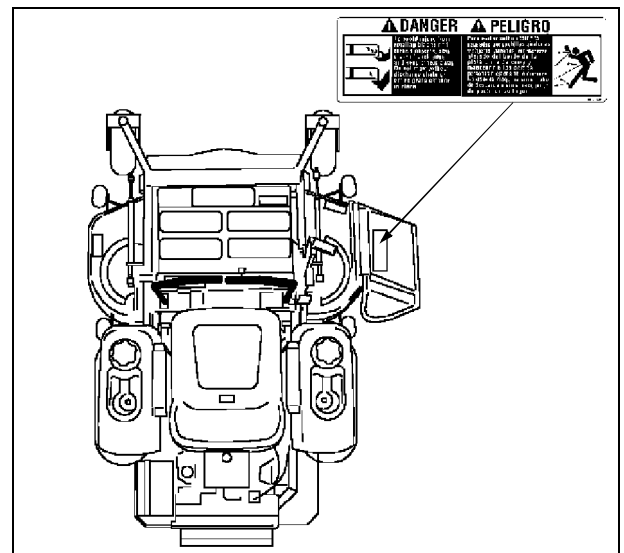


Machine Safety Labels

DANGER

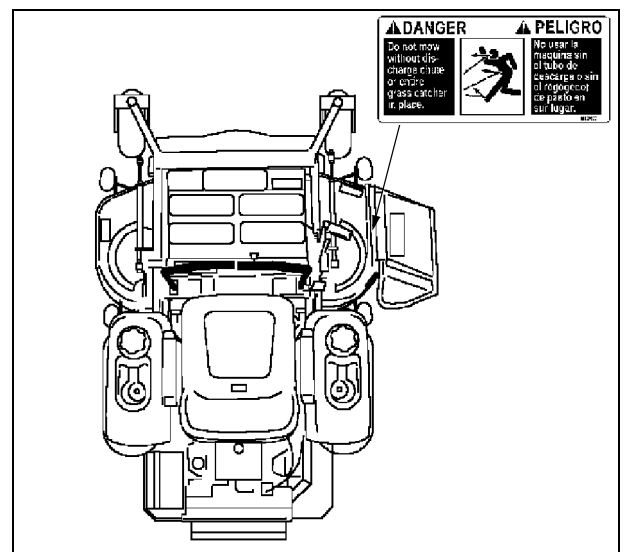
To avoid injury from rotating blades and thrown objects, stay clear of deck edge and keep others away.

Do not mow without discharge chute or entire grass catcher in place.



DANGER

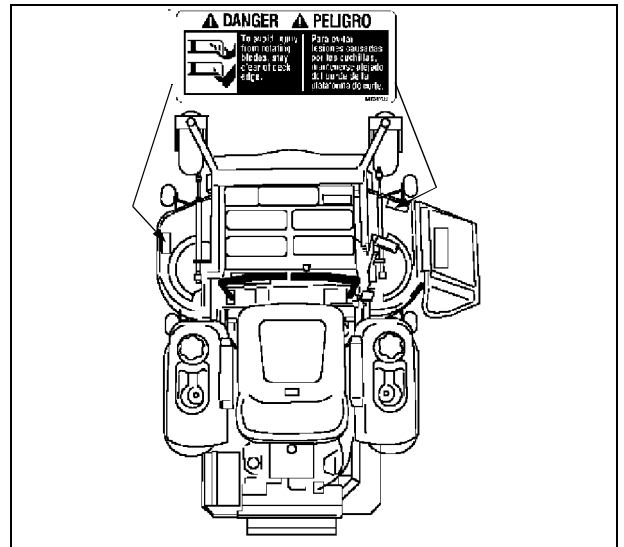
Do not mow without discharge chute or entire grass catcher in place.



SAFETY SIGNS

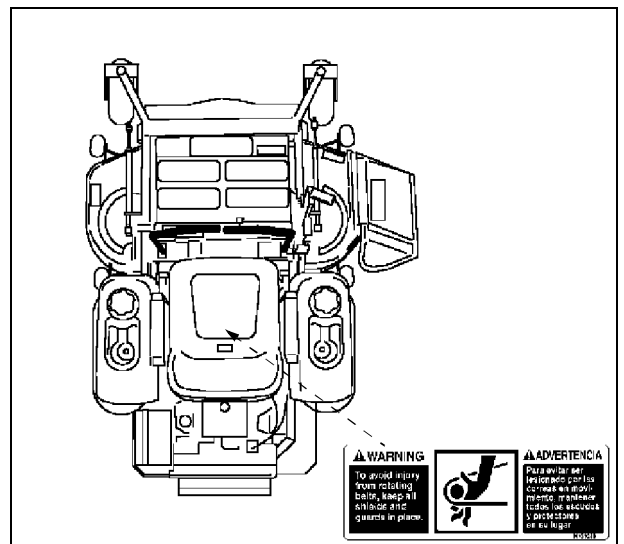
DANGER

To avoid injury from rotating blades, stay clear of deck edge.



WARNING

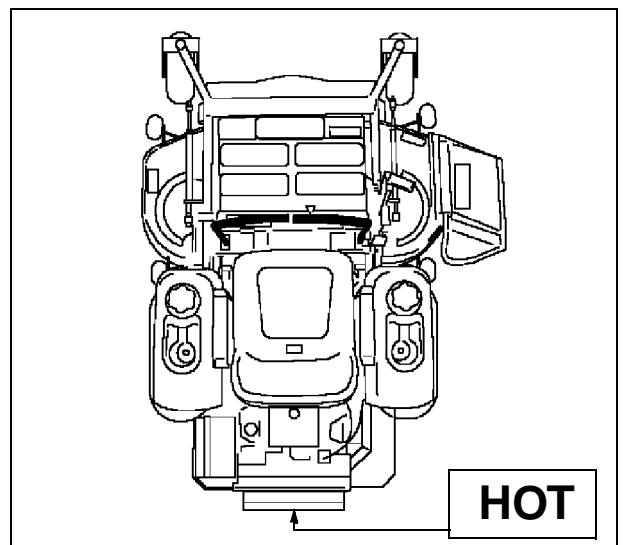
To avoid injury from rotating belts, keep all shields and guards in place.



WARNING-HOT SURFACE

Picture Note: “HOT” muffler warning stamped into the muffler heat shield.

DO NOT touch the muffler heat shield, it may be hot.



Thank you so much for reading.
Please click the “Buy Now!”
button below to download the
complete manual.



After you pay.

You can download the most
perfect and complete manual in
the world immediately.

Our support email:

ebooklibonline@outlook.com