


Walk-Behind Snowblowers 828D and 1032D

Serial No. (190001 -)



OPERATOR'S MANUAL

John Deere
Worldwide Commercial And
Consumer Equipment Division
OMM140487 E9


North American Version
Litho in U.S.A.

English

INTRODUCTION

THANK YOU for purchasing a John Deere product.

Read this manual and your attachment manuals thoroughly. Failure to do so could result in personal injury or equipment damage.



WARNING: The Engine Exhaust from this product contains chemicals known to the State of California to cause cancer, birth defects or other reproductive harm.

CALIFORNIA Proposition 65 Warning

This manual should be considered a permanent part of your machine and should remain with the machine when you sell it.

Measurements in this manual are metric units and their U.S. customary equivalents. RIGHT-HAND and LEFT-HAND sides are determined by facing in the direction the machine will travel when going forward. When you see a broken line arrow (---->) it indicates the part it is pointing to is hidden.

Record identification numbers below. Be sure to record all the numbers to help in tracing the machine if it is stolen. You also need to give these numbers to your dealer when you order parts.

Date Of Purchase:

Dealer Name:

Dealer Phone:

Product Identification Number (A):

Engine Serial Number (B):

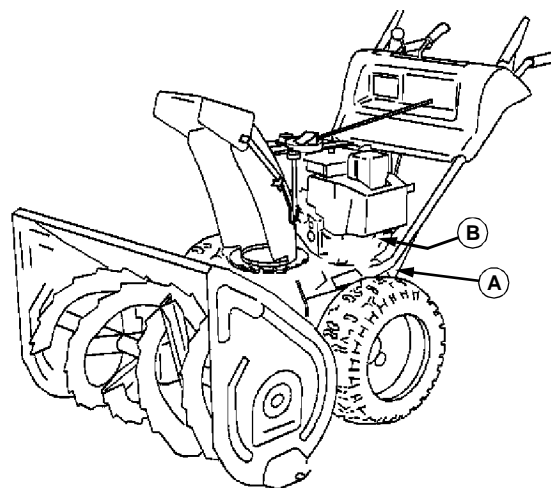


TABLE OF CONTENTS

Safety Signs	1
Controls	3
Operating	5
Replacement Parts	21
Service Machine Safely	22
Service Interval Chart	24
Service	26
Troubleshooting	52
Storage	54
Assembly	57
Specifications	66
Warranty	68
Index	73
Service Literature Order Form	77

All information, illustrations and specifications in this manual are based on the latest information at the time of publication. The right is reserved to make changes at any time without notice.

COPYRIGHT© 1999
Deere & Co.
John Deere Worldwide Commercial and
Consumer Equipment Division
Horicon, WI
All rights reserved
Previous Editions
COPYRIGHT© 1998


OMM140487 E9

SAFETY SIGNS

Safety-Alert Symbol

Read and recognize safety information. Be alert to the potential for personal injury when you see this safety-alert symbol.

On your machine safety labels, the words DANGER, WARNING, and CAUTION are used with this safety-alert symbol. DANGER identifies the most serious hazards. In this manual, the word CAUTION and this symbol call attention to safety messages.




DANGER

To avoid injury from rotating auger and thrown objects, stay clear of machine and keep others away. Keep all shields in place. Read operator's manual.



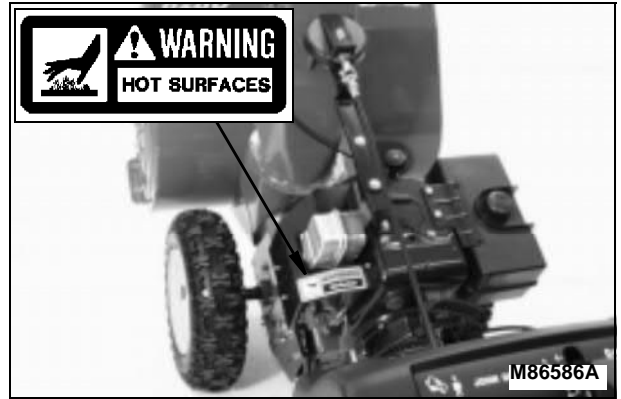
DANGER - ROTATING BLOWER

Shut off engine before unclogging discharge chute.




SAFETY SIGNS

WARNING - HOT SURFACE



Certification Label

This OPEI label on your snow blower indicates that this model has been certified by an independent laboratory for compliance with American National Standard B-71.3-1995, "Safety Specifications" for Snowblowers.



Thank you so much for reading.
Please click the “Buy Now!”
button below to download the
complete manual.



After you pay.

You can download the most
perfect and complete manual in
the world immediately.

Our support email:

ebooklibonline@outlook.com