

**JOHN DEERE**  
**WORLDWIDE COMMERCIAL & CONSUMER**  
**EQUIPMENT DIVISION**

---

**LX255, LX277, LX277AWS, LX279, and  
LX288  
Lawn Tractors**

---

**OPERATOR'S MANUAL**



**WARNING:** The Engine Exhaust  
from this product contains chemicals known  
to the State of California to cause cancer,  
birth defects or other reproductive harm.

California Proposition 65 Warning

**OMM142612 C0**

North American Version  
Litho in U.S.A.


# INTRODUCTION

---

## Thank You for Purchasing a John Deere Product

We appreciate having you as a customer and wish you many years of safe and satisfied use of your machine.

## Using Your Operator's Manual



This manual is an important part of your machine and should remain with the machine when you sell it.

Reading your operator's manual will help you and others avoid personal injury or damage to the machine. Information given in this manual will provide the operator with the safest and most effective use of the machine. Knowing how to operate this machine safely and correctly will allow you to train others who may operate this machine.

This manual and safety signs on your machine may also be available in other languages (see your John Deere dealer to order).

Sections in your operator's manual are placed in a specific order to help you understand all the safety messages and learn the controls so you can operate this machine safely. You can also use this manual to answer any specific operating or servicing questions. A convenient index located at the end of this book will help you to find needed information quickly.

The machine shown in this manual may differ slightly from your machine, but will be similar enough to help you understand our instructions.

RIGHT-HAND and LEFT-HAND sides are determined by facing in the direction the machine will travel when going forward. When you see a broken line arrow (----->), the item referred to is hidden from view.

Before delivering this machine, your dealer performed a predelivery inspection to ensure best performance.

## Special Messages

Your manual contains special messages to bring attention

to potential safety concerns, machine damage as well as helpful operating and servicing information. Please read all the information carefully to avoid injury and machine damage.



**CAUTION:** Avoid injury! This symbol and text highlight potential hazards or death to the operator or bystanders that may occur if the hazards or procedures are ignored.

**IMPORTANT:** Avoid damage! This text is used to tell the operator of actions or conditions that might result in damage to the machine.

**NOTE:** General information is given throughout the manual that may help the operator in the operation or service of the machine.

# PRODUCT IDENTIFICATION

---

## Record Identification Numbers


### Lawn Tractors

**LX255, LX277, LX277AWS, LX279 and LX288**

PIN (010101-)

If you need to contact an Authorized Service Center for information on servicing, always provide the product model and identification numbers.

You will need to locate the model and identification numbers for the product and record the information in the spaces provided below.



DATE OF PURCHASE:

\_\_\_\_\_

DEALER NAME:

\_\_\_\_\_

DEALER PHONE:

\_\_\_\_\_

PRODUCT IDENTIFICATION NUMBER (A):

\_\_\_\_\_

ENGINE SERIAL NUMBER (B):

\_\_\_\_\_

# TABLE OF CONTENTS

---

Safety .....	1
Operating .....	7
Replacement Parts .....	20
Service Intervals .....	21
Service Lubrication .....	22
Service Engine .....	23
Service Transmission.....	35
Service Electrical .....	37
Service Miscellaneous.....	41
Troubleshooting .....	43
Storage .....	46
Assembly .....	48
Specifications .....	50
Warranty .....	53
Index .....	56

All information, illustrations and specifications in this manual are based on the latest information at the time of publication. The right is reserved to make changes at any time without notice.

COPYRIGHT© 2000  
Deere & Co.


John Deere Worldwide Commercial and  
Consumer Equipment Division  
Horicon, WI

All rights reserved  
Previous Editions  
COPYRIGHT© 1999, 1998

OMM142612 C0 - English

# SAFETY

## Understanding The Machine Safety Labels




The machine safety labels shown in this section are placed in important areas on your machine to draw attention to potential safety hazards.

On your machine safety labels, the words DANGER, WARNING, and CAUTION are used with this safety-alert symbol, (▲). DANGER identifies the most serious hazards.

The operator's manual also explains any potential safety hazards whenever necessary in special safety messages that are identified with the word, CAUTION, and the safety-alert symbol, (▲).

## Machine Safety Labels


### WARNING: AVOID SERIOUS INJURY OR DEATH



- Drive up and down slopes, not across
- Avoid sudden turns
- If machine stops going uphill, stop blade and back down slowly
- Keep safety devices (guards, shields, and switches) in place and working

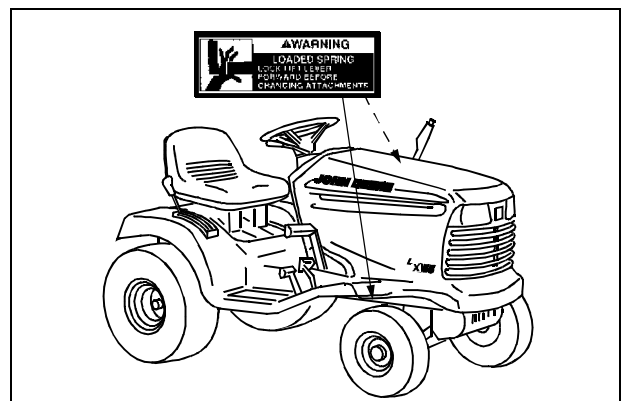
- Read operator's manual
- When leaving machine:
  - Stop engine
  - Set park brake
  - Remove key

### DANGER: ROTATING BLADES CUT OFF ARMS AND LEGS



- Do not mow when children or others are around
- Do not mow in reverse
- Look down and behind before and while backing
- Never carry children even with blades off

### WARNING: LOADED SPRING



**Picture Note: Two Decals, One on Each Side of Tractor Frame.**

LOCK LIFT LEVER FORWARD BEFORE CHANGING ATTACHMENTS

### DANGER:

**SHIELD EYES-EXPLOSIVE GASES CAN CAUSE BLINDNESS OR INJURY**

Thank you so much for reading.  
Please click the “Buy Now!”  
button below to download the  
complete manual.



After you pay.

You can download the most  
perfect and complete manual in  
the world immediately.

Our support email:

[ebooklibonline@outlook.com](mailto:ebooklibonline@outlook.com)