

JOHN DEERE
WORLDWIDE COMMERCIAL & CONSUMER
EQUIPMENT DIVISION

**Heavy Duty Rotary Broom for Compact
Utility Tractors
60**

OMM146796 L1

OPERATOR'S MANUAL



JOHN DEERE

North American Version
Litho in U.S.A.

INTRODUCTION

Thank You for Purchasing a John Deere Product

We appreciate having you as a customer and wish you many years of safe and satisfied use of your machine.

Using Your Operator's Manual

This manual is an important part of your machine and should remain with the machine when you sell it.

Reading your operator's manual will help you and others avoid personal injury or damage to the machine. Information given in this manual will provide the operator with the safest and most effective use of the machine. Knowing how to operate this machine safely and correctly will allow you to train others who may operate this machine.

If you have an attachment, use the safety and operating information in the attachment operator's manual along with the machine operator's manual to operate the attachment safely and correctly.

This manual and safety signs on your machine may also be available in other languages (see your John Deere dealer to order).

Sections in your operator's manual are placed in a specific order to help you understand all the safety messages and learn the controls so you can operate this machine safely. You can also use this manual to answer any specific operating or servicing questions. A convenient index located at the end of this book will help you to find needed information quickly.

The machine shown in this manual may differ slightly from your machine, but will be similar enough to help you understand our instructions.

RIGHT-HAND and LEFT-HAND sides are determined by facing in the direction the machine will travel when going forward. When you see a broken line arrow (----->), the item referred to is hidden from view.

Before delivering this machine, your dealer performed a predelivery inspection to ensure best performance.

Special Messages

Your manual contains special messages to bring attention to potential safety concerns, machine damage as well as helpful operating and servicing information. Please read all the information carefully to avoid injury and machine damage.



CAUTION: Avoid injury! This symbol and text highlight potential hazards or death to the operator or bystanders that may occur if the hazards or procedures are ignored.

IMPORTANT: Avoid damage! This text is used to tell the operator of actions or conditions that might result in damage to the machine.

NOTE: *General information is given throughout the manual that may help the operator in the operation or service of the machine.*

PRODUCT IDENTIFICATION

Product Compatibility

This broom is designed for use with the 4200, 4300, 4400, 4210, 4310 and 4410 Compact Utility Tractors.

Record Identification Numbers

Heavy Duty Rotary Broom

60 Serial No. (010001-)

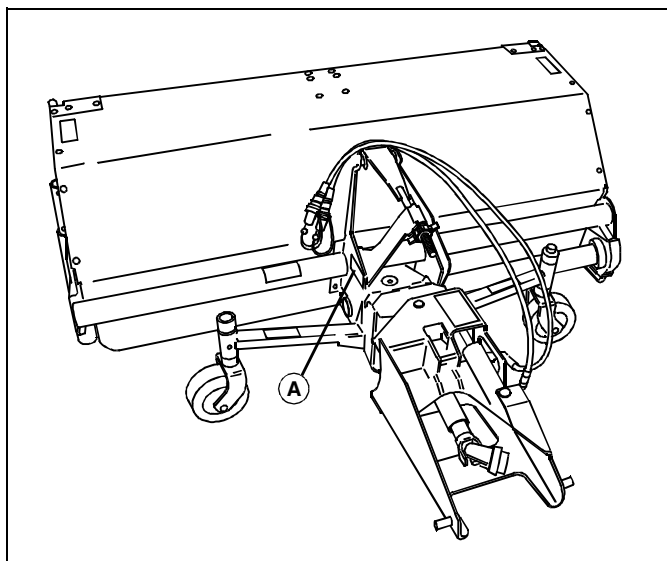
If you need to contact an Authorized Service Center for information on servicing, always provide the product model and serial number.

You will need to locate the model and serial number for the machine and for the engine of your machine and record the information in the spaces provided below.

DATE OF PURCHASE:

DEALER NAME:

DEALER PHONE:



MIF

SERIAL NUMBER (A):

TABLE OF CONTENTS

Safety	1
Preparing Vehicle	5
Installing	6
Removing	9
Operating	11
Replacement Parts	16
Service Intervals	17
Service Lubrication	18
Service	20
Troubleshooting	29
Storage	30
Assembly	31
Specifications	36
Index	37

All information, illustrations and specifications in this manual are based on the latest information at the time of publication. The right is reserved to make changes at any time without notice.

COPYRIGHT© 2001
Deere & Co.
John Deere Worldwide Commercial and
Consumer Equipment Division
All rights reserved
Previous Editions
COPYRIGHT©

OMM146796 L1 - English

SAFETY

Understanding The Machine Safety Labels



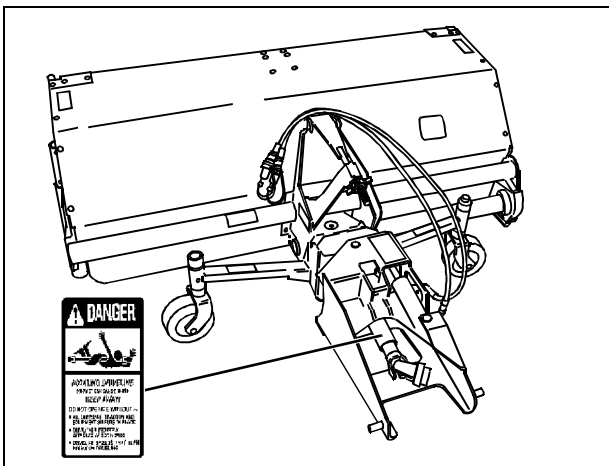
MIF

The machine safety labels shown in this section are placed in important areas on your machine to draw attention to potential safety hazards.

On your machine safety labels, the words DANGER, WARNING, and CAUTION are used with this safety-alert symbol. DANGER identifies the most serious hazards.

The operator's manual also explains any potential safety hazards whenever necessary in special safety messages that are identified with the word, CAUTION, and the safety-alert symbol.

DANGER: ROTATING DRIVELINE CONTACT CAN CAUSE DEATH – KEEP AWAY!




M47683

Picture Note: Label attached to front driveshaft safety shield.

Do Not Operate Without:

- All driveline, tractor and equipment shields in place
- Drivelines securely attached at both ends
- Driveline shields that turn freely on driveline

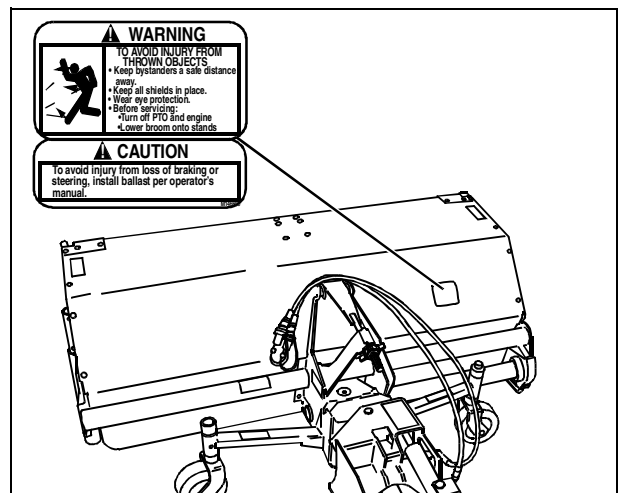
WARNING



MT3899

To avoid injury, stay clear of rotating broom.

WARNING/CAUTION



M146600

WARNING - TO AVOID INJURY FROM THROWN OBJECTS

- Keep bystanders a safe distance away.
- Keep all shields in place.
- Wear eye protection.
- Before servicing:
 - Turn off PTO and engine
 - Lower broom onto stands

CAUTION

To avoid in injury from loss of braking or steering, install ballast per operator's manual.

Thank you so much for reading.
Please click the “Buy Now!”
button below to download the
complete manual.



After you pay.

You can download the most
perfect and complete manual in
the world immediately.

Our support email:

ebooklibonline@outlook.com