

575 Skid-Steer Loader

**John Deere Horicon Works
OMM79634 Issue J0
(This manual replaces OMM71794 E6)**

LITHO IN U.S.A.
ENGLISH

Introduction

THANK YOU for purchasing a John Deere product.

READ THIS MANUAL carefully to learn how to operate and service your machine correctly. Failure to do so could result in personal injury or equipment damage.

THIS MANUAL SHOULD BE CONSIDERED a permanent part of your machine and should remain with the machine when you sell it.

MEASUREMENTS in this manual are U.S. customary units and their metric equivalents.

RIGHT-HAND AND LEFT-HAND sides are determined by facing in the direction of forward travel.

WRITE PRODUCT IDENTIFICATION NUMBERS in the Identification Numbers section. Accurately record all the numbers to help in tracing the machine should

it be stolen. Your dealer also needs these numbers when you order parts. If this manual is kept on the machine, also file the identification numbers in a secure place off the machine.

WARRANTY on this machine is on the warranty certificate which you should have received from your dealer when making your purchase. This warranty provides you the assurance that John Deere will back its products where defects appear within the warranty period. In some circumstances, John Deere also provides field improvements, often without charge to the customer, even if the product is out of warranty. Should the equipment be abused, or modified to change its performance beyond the original factory specifications, the warranty will become void and field improvements may be denied. Setting fuel delivery above specifications or otherwise overpowering machines will result in such action.



M38304
-UN-18SEP90

MX,IFC4,79634 -19-18SEP90

Contents

	Page		Page
Safety	1	Specifications	98
Controls	16	Index	
Prestarting Checks	18		
Operating the Engine	19		
Operating the Loader	26		
Fuels and Lubricants	36		
Troubleshooting	41		
Transporting	48		
Periodic Service	49		
Service/Break-In	54		
Service/Daily	57		
Service/50 Hours	61		
Service/100 Hours	65		
Service/200 Hours	68		
Service/500 Hours	71		
Service/Yearly	73		
Service/As Necessary	75		
Storage	93		
Crime Prevention Tips	95		
Assembly	97		

All information, illustrations and specifications in this manual are based on the latest information available at the time of publication. The right is reserved to make changes at any time without notice.

OMM79634 J0-19-18SEP90

COPYRIGHT© 1990
DEERE & COMPANY
Moline, Illinois
All rights reserved
A John Deere ILLUSTRATION Manual

Safety

RECOGNIZE SAFETY INFORMATION

This is the safety-alert symbol. When you see this symbol on your machine or in this manual, be alert to the potential for personal injury.

Follow recommended precautions and safe operating practices.



DX,ALERT -19-04JUN90

T81389 -UN-07DEC68

UNDERSTAND SIGNAL WORDS

A signal word—DANGER, WARNING, or CAUTION—is used with the safety-alert symbol. DANGER identifies the most serious hazards.

DANGER or WARNING safety signs are located near specific hazards. General precautions are listed on CAUTION safety signs. CAUTION also calls attention to safety messages in this manual.



DX,SIGNAL -19-04JUN90

TS187 -19-30SEP88


FOLLOW SAFETY INSTRUCTIONS

Carefully read all safety messages in this manual and on your machine safety signs. Keep safety signs in good condition. Replace missing or damaged safety signs. Be sure new equipment components and repair parts include the current safety signs. Replacement safety signs are available from your John Deere dealer.

Learn how to operate the machine and how to use controls properly. Do not let anyone operate without instruction.

Keep your machine in proper working condition. Unauthorized modifications to the machine may impair the function and/or safety and affect machine life.

If you do not understand any part of this manual and need assistance, contact your John Deere dealer.



DX,READ -19-04JUN90

TS201 -UN-23AUG88



PROTECT CHILDREN

Keep children and others away when you operate machine.

Do not let children operate loader.

Before you back up or turn, look behind and around skid-steer loader for children.

Do not let children ride on loader or any attachment.




M38805 -UN-28APR89

MX,SAU,D -19-18SEP90

REMEMBER THE OTHER GUY

Do not use a bucket or attachment for a work platform or personnel carrier.

Do not move loads over the heads of other persons.



IM61937 -UN-23FEB89

MX,SAW,B -19-18SEP90


USE HANDHOLDS AND STEPS

Maintain a three-point contact with steps and handrails and face machine when getting on or off machine. Do not use controls as handholds.

Do not jump on or off machine or dismount a moving machine.

Be careful of slippery platforms, steps and handrails.

Lower bucket to ground, apply brake and stop engine before you dismount.



IM61935 -UN-23FEB89

MX,SAW,A -19-18SEP90

Thank you so much for reading.
Please click the “Buy Now!”
button below to download the
complete manual.



After you pay.

You can download the most
perfect and complete manual in
the world immediately.

Our support email:

ebooklibonline@outlook.com