

1800 Utility Vehicle

(Serial No. 020161 –)

OPERATOR'S MANUAL

**John Deere
Lawn & Grounds Care Division
OMMT4664 H7**

**North American Version
Litho in U.S.A
English**

TABLE OF CONTENTS

	Page
Safety	1
Controls	2
Operating	4
Replacement Parts	20
Service Machine Safely	21
Service Interval Chart	23
Service - Engine	24
Service - Transmission/Differential	38
Service - Steering and Brakes	44
Service - Electrical	46
Service - Miscellaneous	55
Troubleshooting	59
Storing Vehicle	66
Assembly	69
Warranty	73
Specifications	80
Index	90
Service Literature	93

TABLE OF CONTENTS

Page

All information, illustrations and specifications in this manual are based on the latest information at the time of publication. The right is reserved to make changes at any time without notice.

COPYRIGHT© 1997
Deere & Co.
John Deere Worldwide Commercial and
Consumer Equipment Division
Horicon, WI
All rights reserved
Previous Editions
COPYRIGHT© 1996, 1995, 1993, 1992

SAFETY SIGNS

Safety-Alert Symbol

Read and recognize safety information. Be alert to the potential for personal injury when you see this safety-alert symbol.

On your machine safety labels, the words DANGER, WARNING, and CAUTION are used with this safety-alert symbol. DANGER identifies the most serious hazards. In this manual, the word CAUTION and this symbol call attention to safety messages.




Machine Safety Labels



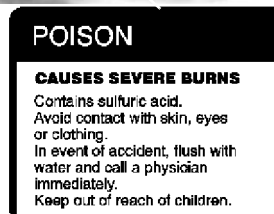
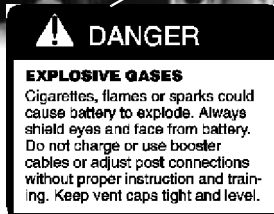
M71452



M71414



M71446



M71415

Thank you so much for reading.
Please click the “Buy Now!”
button below to download the
complete manual.



After you pay.

You can download the most
perfect and complete manual in
the world immediately.

Our support email:

ebooklibonline@outlook.com