

# "620" SERIES STANDARD LP-GAS TRACTORS



JOHN DEERE


## OPERATORS MANUAL "620" SERIES STANDARD LP-GAS TRACTORS

OMR2054 (01JAN57) English

OMR2054 (01JAN57)

LITHO IN THE U.S.A.  
ENGLISH





## To the Purchaser

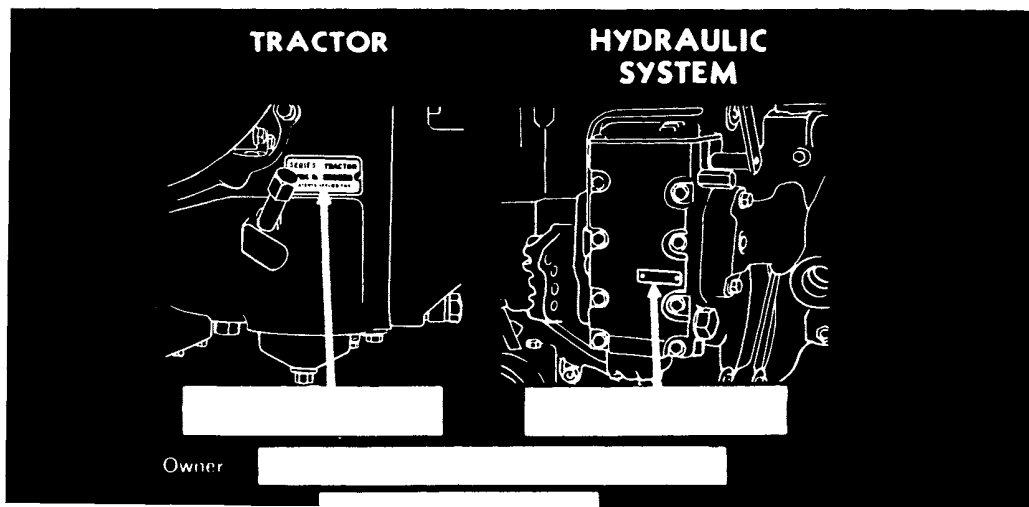
We welcome you to our ever-growing family of John Deere Tractor owners. We are confident that the dependable and economical performance of your John Deere Tractor will prove that you made a wise choice.

The purpose of this manual is to acquaint you with your new tractor. The manual explains how to operate and service your tractor, and how to maintain its high operating efficiency. Instructions are given clearly with the intention of making these operations as easy as possible.

Keep this manual in a convenient place for quick and easy reference. Use it as a guide whenever questions arise. You have purchased a dependable, sturdy tractor, but only by operating and caring for it properly can you expect to receive the service and long life for which it was designed.


If in the future you need new parts to replace those that may be worn, insist on genuine John Deere parts. They are exact duplicates of the originals, made from the same patterns and of the same high-quality materials.

When in need of parts, give your John Deere dealer the serial number of your tractor or hydraulic system, depending on the parts you need. The illustration below shows you where to find these serial numbers. Obtain them from your tractor—NOW—and insert them in the spaces provided in the illustrations below.



## • TABLE OF CONTENTS •

	<i>Page</i>
SPECIFICATIONS AND DATA.....	4
CONTROLS AND INSTRUMENTS.....	6
LP-GAS FUEL.....	17
FILLING THE FUEL TANK.....	18
OPERATING INSTRUCTIONS.....	20
SAFETY SUGGESTIONS.....	49
LUBRICATION AND PERIODIC SERVICES.....	53
SERVICE THAT WILL KEEP YOUR TRACTOR IN TIP-TOP SHAPE.....	70
SERVICE REMINDERS.....	95
TRACTOR DIFFICULTIES.....	96
STORING THE TRACTOR.....	105
INDEX.....	106



## *John Deere Tractor Service Policy*

**JOHN DEERE  
TRACTOR  
SERVICE POLICY**

OWNER'S NAME \_\_\_\_\_

ADDRESS \_\_\_\_\_

TOWN \_\_\_\_\_ STATE \_\_\_\_\_

TRACTOR SERIES \_\_\_\_\_

TRACTOR SERIAL No. \_\_\_\_\_


POWER-TECH. SERIAL No. \_\_\_\_\_

**ISSUED BY:**

JOHN DEERE DEALER \_\_\_\_\_

TOWN \_\_\_\_\_ STATE \_\_\_\_\_

DEALER'S SIGNATURE \_\_\_\_\_



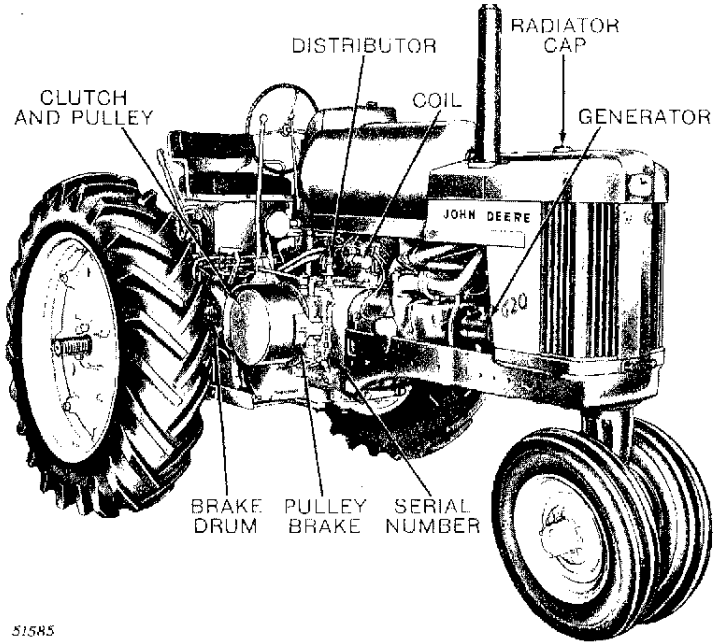
GASOLINE, ALL-FUEL, AND LP-GAS  
TRACTORS

**A**

When your new tractor was delivered the John Deere dealer presented to you a copy of the Tractor Service Policy illustrated above. This policy certifies that your new John Deere Tractor was properly inspected and prepared for delivery by the dealer before he released it to you.

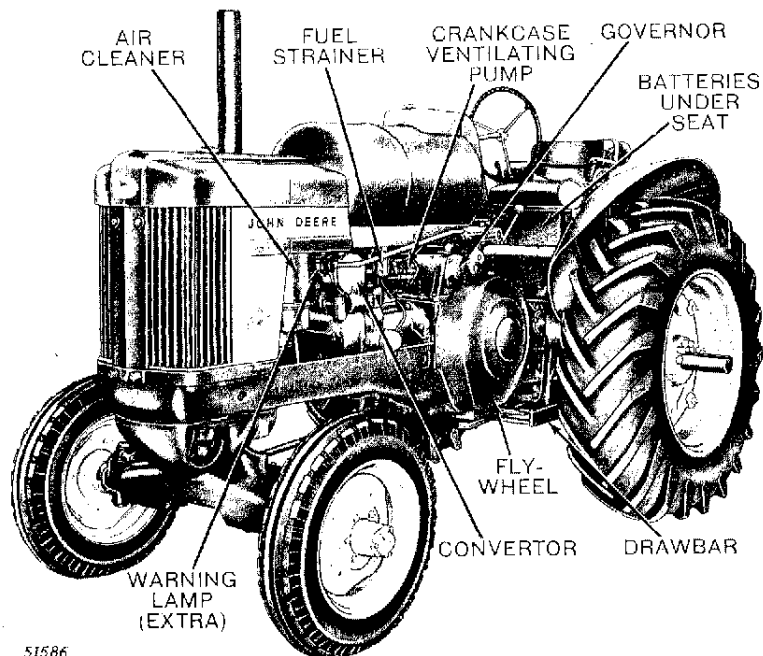
Present the policy to the dealer whenever any services which it authorizes are required. Keep the policy in a safe place for ready reference at all times.

*This is Your New John Deere Tractor* <sup>3</sup>



51585

*John Deere "620" Series, General-Purpose, LP-Gas Tractor—Pulley Side*



51586

*John Deere "620" Series, Standard, LP-Gas Tractor—Flywheel Side*

Thank you so much for reading.  
Please click the “Buy Now!”  
button below to download the  
complete manual.



After you pay.

You can download the most  
perfect and complete manual in  
the world immediately.

Our support email:

[ebooklibonline@outlook.com](mailto:ebooklibonline@outlook.com)