

**720 GENERAL-PURPOSE
AND STANDARD TRACTORS
WITH GASOLINE OR
ALL-FUEL ENGINE**



JOHN DEERE

OPERATORS MANUAL


**720 GENERAL-PURPOSE AND STANDARD
TRACTORS WITH GASOLINE OR
ALL-FUEL ENGINE**

OMR2055 A6 English



OMR2055 A6

LITHO IN THE U.S.A.
ENGLISH



To the Purchaser

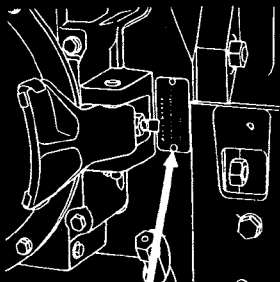

We welcome you to our ever-growing family of John Deere Tractor owners. We are confident that the dependable and economical performance of your John Deere Tractor will prove that you made a wise choice.

The purpose of this manual is to acquaint you with your new tractor. The manual explains how to operate and service your tractor, and how to maintain its high operating efficiency. Instructions are given clearly with the intention of making these operations as easy as possible.

Keep this manual in a convenient place for quick and easy reference. Use it as a guide whenever questions arise. You have purchased a dependable, sturdy tractor, but only by operating and caring for it properly can you expect to receive the service and long life for which it was designed.

If in the future you need new parts to replace those that may be worn, insist on genuine John Deere parts. They are exact duplicates of the originals, made from the same patterns and of the same high-quality materials.

When in need of parts, give your John Deere dealer the serial number of your tractor or hydraulic system, depending on the parts you need. The illustration below shows you where to find these serial numbers. Obtain them from your tractor—NOW—and insert them in the spaces provided in the illustrations below.

TRACTOR	HYDRAULIC SYSTEM
	
<input style="width: 150px; height: 20px;" type="text"/>	<input style="width: 150px; height: 20px;" type="text"/>
Owner <input style="width: 250px; height: 20px;" type="text"/>	
Date Purchased <input style="width: 150px; height: 20px;" type="text"/>	

• TABLE OF CONTENTS •

	<i>Page</i>
SPECIFICATIONS AND DATA.....	4
CONTROLS AND INSTRUMENTS.....	5
OPERATING INSTRUCTIONS.....	15
SAFETY SUGGESTIONS.....	44
LUBRICATION AND PERIODIC SERVICES.....	46
SERVICE THAT WILL KEEP YOUR TRACTOR IN TIP-TOP SHAPE.....	64
SERVICE REMINDERS.....	88
TRACTOR DIFFICULTIES.....	89
STORING THE TRACTOR.....	97
INDEX.....	98



John Deere Tractor Service Policy

**JOHN DEERE
TRACTOR
SERVICE POLICY**

OWNERS NAME _____

ADDRESS _____

TOWN _____ STATE _____

TRACTOR MAKE _____

TRACTOR SERIAL NO. _____


POWER TRAIL SERIAL NO. _____

ISSUED BY: _____

JOHN DEERE DEALER _____

TOWN _____ STATE _____

DEALER'S SIGNATURE _____




GASOLINE, ALL-FUEL, AND L.P. GAS
TRACTORS

When your new tractor was delivered the John Deere dealer presented to you a copy of the Tractor Service Policy illustrated above. This policy certifies that your new John Deere Tractor was properly inspected and prepared for delivery by the dealer before he released it to you.

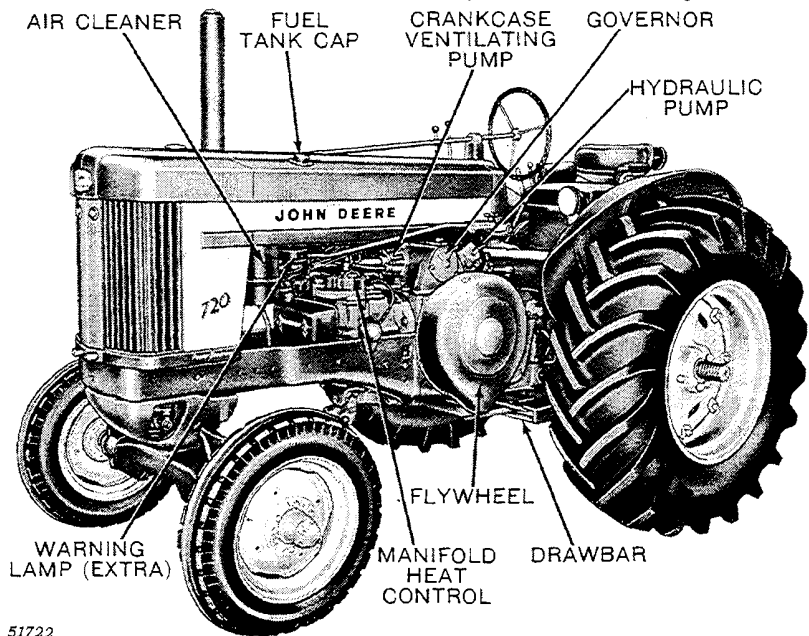
Present the policy to the dealer whenever any services which it authorizes are required. Keep the policy in a safe place for ready reference at all times.

This is Your New John Deere Tractor



51721

John Deere "720" Series General-Purpose Tractor—Pulley Side



51722

John Deere "720" Series Standard Tractor—Flywheel Side

Thank you so much for reading.
Please click the “Buy Now!”
button below to download the
complete manual.



After you pay.

You can download the most
perfect and complete manual in
the world immediately.

Our support email:

ebooklibonline@outlook.com