

General Purpose and Standard 720 Tractors with LP-Gas Engine (Serial No. 7200000 to 7214899)



JOHN DEERE


OPERATORS MANUAL


General Purpose and Standard 720 Tractors with
LP-Gas Engine (Serial No. 7200000 to 7214899)

OMR2056 F6 English

OMR2056 F6

LITHO IN U.S.A.
ENGLISH





To the Purchaser

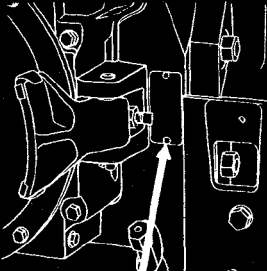

We welcome you to our ever-growing family of John Deere Tractor owners. We are confident that the dependable and economical performance of your John Deere Tractor will prove that you made a wise choice.

The purpose of this manual is to acquaint you with your new tractor. The manual explains how to operate and service your tractor, and how to maintain its high operating efficiency. Instructions are given clearly with the intention of making these operations as easy as possible.

Keep this manual in a convenient place for quick and easy reference. Use it as a guide whenever questions arise. You have purchased a dependable, sturdy tractor, but only by operating and caring for it properly can you expect to receive the service and long life for which it was designed.


If in the future you need new parts to replace those that may be worn, insist on genuine John Deere parts. They are exact duplicates of the originals, made from the same patterns and of the same high-quality materials.

When in need of parts, give your John Deere dealer the serial number of your tractor or hydraulic system, depending on the parts you need. The illustration below shows you where to find these serial numbers. Obtain them from your tractor—NOW—and insert them in the spaces provided in the illustrations below.

TRACTOR	HYDRAULIC SYSTEM
	
<input data-bbox="528 1675 769 1727" type="text"/>	<input data-bbox="820 1675 1061 1727" type="text"/>
Owner <input data-bbox="596 1733 1034 1771" type="text"/>	
Date Purchased <input data-bbox="651 1778 916 1809" type="text"/>	

• TABLE OF CONTENTS •

	<i>Page</i>
SPECIFICATIONS AND DATA.....	4
CONTROLS AND INSTRUMENTS.....	6
LP-GAS FUEL.....	17
FILLING THE FUEL TANK.....	18
OPERATING INSTRUCTIONS.....	20
SAFETY SUGGESTIONS.....	49
LUBRICATION AND PERIODIC SERVICES.....	53
SERVICE THAT WILL KEEP YOUR TRACTOR IN TIP-TOP SHAPE.....	70
SERVICE REMINDERS.....	95
TRACTOR DIFFICULTIES.....	96
STORING THE TRACTOR.....	105
INDEX.....	106



John Deere Tractor Service Policy

**JOHN DEERE
TRACTOR
SERVICE POLICY**

OWNER'S NAME _____

ADDRESS _____

TOWN _____ STATE _____

TRACTOR SERIES _____

TRACTOR SERIAL No. _____


POWER-TROL SERIAL No. _____

ISSUED BY:

JOHN DEERE DEALER _____

TOWN _____ STATE _____

DEALER'S SIGNATURE _____

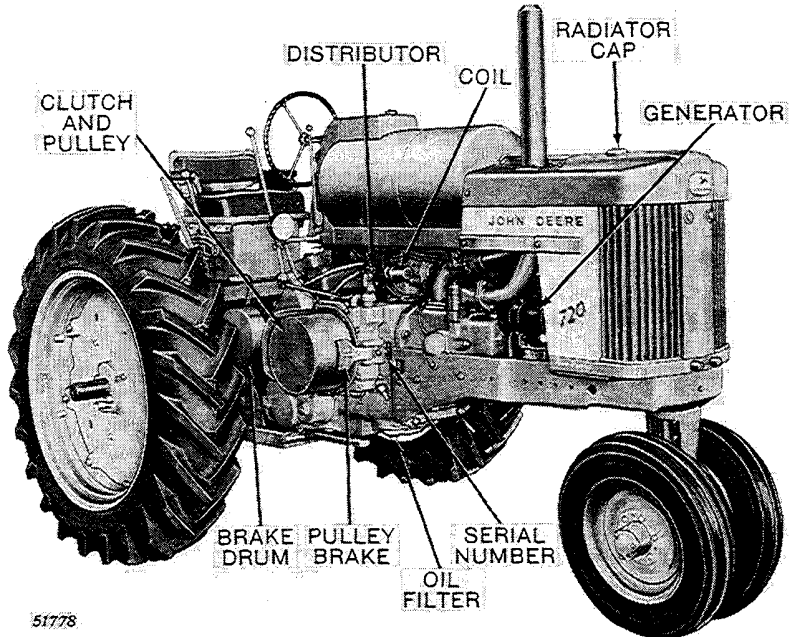


GASOLINE, ALL-FUEL, AND LP-GAS
TRACTORS **A**

When your new tractor was delivered the John Deere dealer presented to you a copy of the Tractor Service Policy illustrated above. This policy certifies that your new John Deere Tractor was properly inspected and prepared for delivery by the dealer before he released it to you.

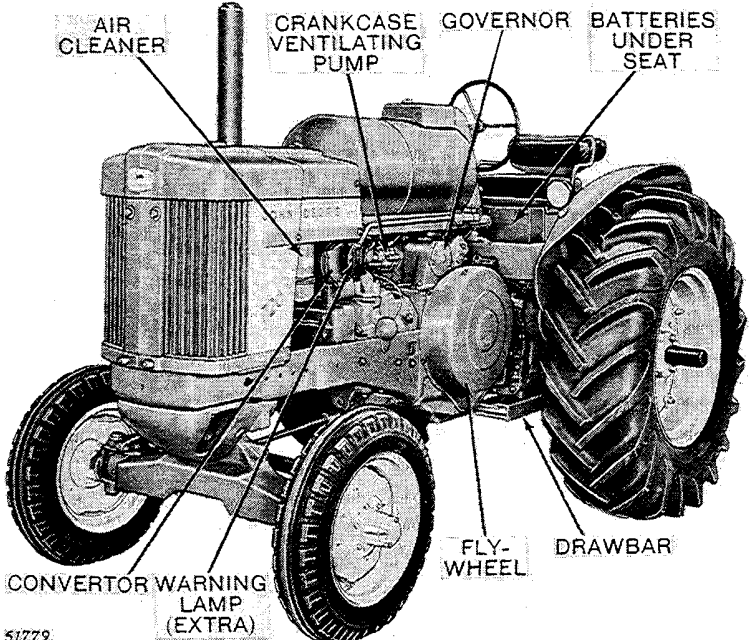
Present the policy to the dealer whenever any services which it authorizes are required. Keep the policy in a safe place for ready reference at all times.

This is Your New John Deere Tractor



51778

John Deere "720" Series, General-Purpose, LP-Gas Tractor—Pulley Side



51779

John Deere "720" Series, Standard, LP-Gas Tractor—Flywheel Side

Thank you so much for reading.
Please click the “Buy Now!”
button below to download the
complete manual.



After you pay.

You can download the most
perfect and complete manual in
the world immediately.

Our support email:

ebooklibonline@outlook.com