

JOHN DEERE
WORLDWIDE COMMERCIAL & CONSUMER
EQUIPMENT DIVISION

Hydraulic Breaker
HB15, HB30, HB50
HB75, HB100

OMKV18662 I1

OPERATOR'S MANUAL



JOHN DEERE

North American Version
Litho in U.S.A.

INTRODUCTION

Thank You for Purchasing a John Deere Product

We appreciate your business and wish you many years of safe and satisfied use of your machine.

Using Your Operator's Manual

This manual is an important part of your machine and should remain with the machine at all times.

Reading your operator's manual will help you and others avoid personal injury or damage to the machine. Information given in this manual will provide the operator with the safest and most effective use of the machine. Knowing how to operate this machine safely and correctly will allow you to train others who may operate this machine.

This manual and safety signs on your machine may also be available in other languages (see your John Deere dealer to order).

Sections in your operator's manual are placed in a specific order to help you understand all the safety messages and learn the controls so you can operate this machine safely. You can also use this manual to answer any specific operating or servicing questions. A convenient index located at the end of this book will help you to find needed information quickly.

The machine shown in this manual may differ slightly from your machine, but will be similar enough to help you understand our instructions.

RIGHT-HAND and LEFT-HAND sides are determined by facing in the direction the machine will travel when going forward. When you see a broken line arrow (----->), the item referred to is hidden from view.

Before delivering this machine, your dealer performed a pre-delivery inspection to ensure best performance.

Special Messages

Your manual contains special messages to bring attention to potential safety concerns, machine damage as well as helpful operating and servicing information. Please read all the information carefully to avoid injury and machine damage.

IMPORTANT: Avoid damage! This text is used to tell the operator of actions or conditions that might result in damage to the machine.

NOTE: Information is given throughout the manual that may help the operator with the operation or service of the machine.



CAUTION: Avoid injury! This symbol and text highlight potential hazards or death to the operator or bystanders that may occur if the hazards or procedures are ignored.

PRODUCT IDENTIFICATION

Record Identification Numbers

Hydraulic Breaker

HB15 Serial No. (KVHB15X100101 -)

HB30 Serial No. (KVHB30X100101 -)

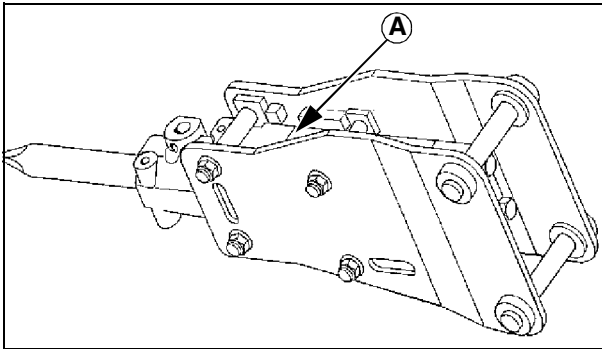
HB50 Serial No. (KVHB50X100101 -)

HB75 Serial No. (KVHB75X100101 -)

HB100 Serial No. (KVB100X400101 -)

If you need to contact an Authorized Service Center for information on servicing, always provide the product model and serial number.

You will need to locate the model and serial numbers for the hydraulic breaker and record the information in the spaces provided below.



KV16922

DATE OF PURCHASE:

DEALER NAME:

DEALER PHONE:

SERIAL NUMBER (A):

TABLE OF CONTENTS

Safety	1
Preparing Vehicle	5
Installing	6
Removing	8
Operating	9
Replacement Parts	14
Service Intervals	15
Service	16
Troubleshooting	18
Storage	19
Assembly	20
Specifications	21
Warranty	23
Index	24

All information, illustrations and specifications in this manual are based on the latest information at the time of publication. The right is reserved to make changes at any time without notice.

COPYRIGHT© 2001
Deere & Co.
John Deere Worldwide Commercial and
Consumer Equipment Division
All rights reserved
Previous Editions
COPYRIGHT© 1999

OMKV18662 I1 - English

SAFETY

Understanding The Machine Safety Labels




Safety-Alert Symbol

The machine safety labels shown in this section are placed in important areas on your machine to draw attention to potential safety hazards.

On your machine safety labels, the words DANGER, WARNING, and CAUTION are used with this safety-alert symbol. DANGER identifies the most serious hazards.

The operator's manual also explains any potential safety hazards whenever necessary in special safety messages that are identified with the word, CAUTION, and the safety-alert symbol


DANGER



KV16915

1. A projectile from the hammer, hammer tool, or work, and/or a swinging or falling hammer can be fatal to the operator or bystanders.
2. Do not operate hammer when bystanders are in work area.
3. The operator must be protected from flying debris. Use skid steer demolition door kit and shoulder belt kit.
4. Do not weld, cut with acetylene torch or hardface the hammer tool.


WARNING: Thrown Objects



KV16915/ KV0419

- Do not operate near people.
- Debris can be thrown a long distance.

Operator Training Required



MIF

- Study the Skid Steer's Operator Manual. Know the location and function of all controls. Know how to operate the skid steer before using this attachment.
- Study operating section of this manual before operating the hydraulic breaker. Know location and function of all controls.
- Operate machine in an open, unobstructed area under the direction of an experienced operator.
- Learn the use of all controls.
- Operator experience is required to learn the moving, stopping, turning and other operating characteristics of the machine.

Thank you so much for reading.
Please click the “Buy Now!”
button below to download the
complete manual.



After you pay.

You can download the most
perfect and complete manual in
the world immediately.

Our support email:

ebooklibonline@outlook.com