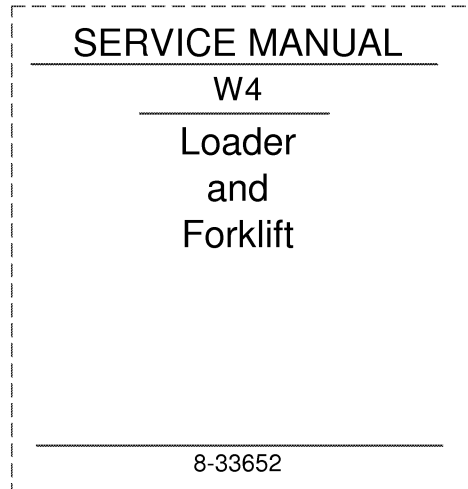


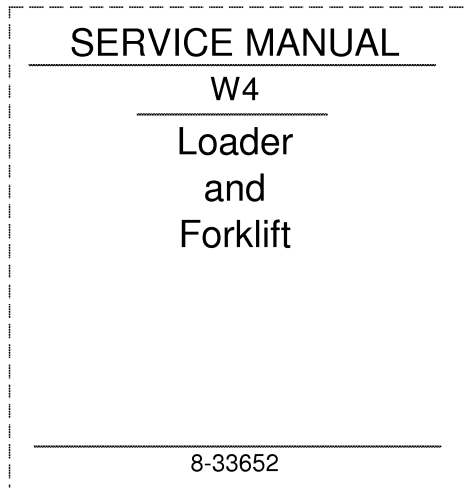
1. Trim along dashed line.
2. Slide into pocket on Binder Spine.

TYPE 1-4



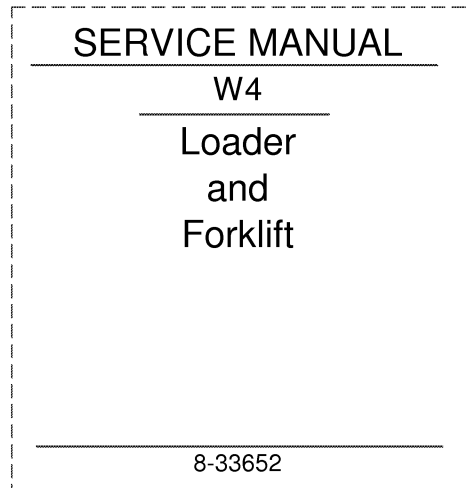
1. Trim along dashed line.
2. Slide into pocket on Binder Spine.

TYPE 1-4



1. Trim along dashed line.
2. Slide into pocket on Binder Spine.

TYPE 1-4



1. Trim along dashed line.
2. Slide into pocket on Binder Spine.

TYPE 1-4

W4 LOADER AND FORKLIFT TABLE OF CONTENTS

DIVISION/SECTION	SECTION NO.	FORM NO.
1 GENERAL		
Safety Rules, Service Manual Introduction, and		
Torque Specifications	1001	8-33921
Maintenance and Lubrication	1002	8-33931
2 ENGINE		
1.8 Litre Diesel Engine Repair Operation Manual (Leyland)		AKM 3934 (2nd Edition)
Mitsubishi Diesel Engine 4DQ50 (2.1 litres)		99609-10111
Engine Removal and Installation, 1.8 Litre Diesel Engine	2020	8-33582
Engine Removal and Installation, 2.1 Litre Diesel Engine	2021	8-33650
Drive Plate, 1.8 Litre Diesel Engine	2042	8-33691
Air Cleaner System	2060	8-33590
Cooling System	2080	8-33601
4 ELECTRICAL		
Wiring Diagrams	4015	8-33631
Battery	4025	8-33641
Warning Lights, Heat Indicator, Neutral Start Switch	4060	8-33681
5 STEERING		
Steering System Description and Operation	5004	8-33710
Steering System Troubleshooting	5008	8-33721
Steering Control Valve	5018	8-33741
Steering Pump	5019	8-33751
Steering Cylinder	5020	8-33761
6 POWER TRAIN		
2 Speed Transmission	6020	8-33551
Hydrostatic Transmission Operation, Maintenance, and		
Start-Up Procedure	6050	8-33501
Hydrostatic Diagram, Troubleshooting, and Pressure Checks	6052	8-33511
Hydrostatic Pump	6054	8-33521
Hydrostatic Motor	6056	8-33531
Drive Shaft	6075	8-33570
Front Axle Removal and Installation	6088	8-33491
Rear Axle and Transmission Removal and Installation	6089	8-33702
Drive Axle	6090	8-33562
Wheels and Tires	6095	8-33481
7 BRAKES		
Brakes	7040	8-33650
8 HYDRAULICS		
Cleaning the Hydraulic System	8003	8-33650
Troubleshooting, Hydraulic Diagrams, and Pressure Checks	8008	8-33821
Loader and Forklift Control Valve	8041	8-33831
Cylinders	8090	8-33650
9 MOUNTED EQUIPMENT		
Loader	9010	8-33650
Forklift	9040	8-33650
Roll-Over Protective Structure	9075	8-34050

Reprinted

Thank you so much for reading.
Please click the “Buy Now!”
button below to download the
complete manual.



After you pay.

You can download the most
perfect and complete manual in
the world immediately.

Our support email:

ebooklibonline@outlook.com