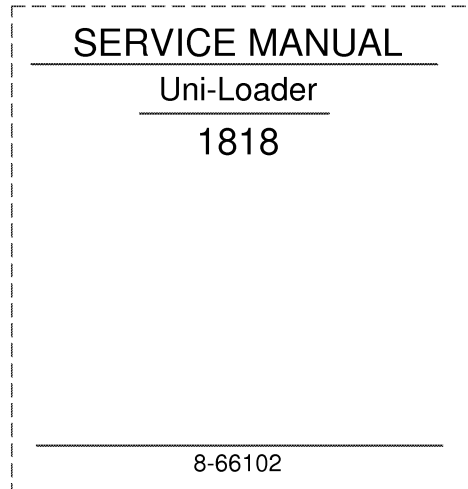


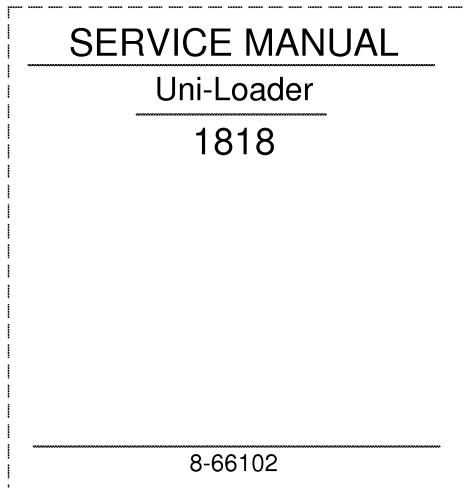
1. Trim along dashed line.
2. Slide into pocket on Binder Spine.

TYPE 1-4



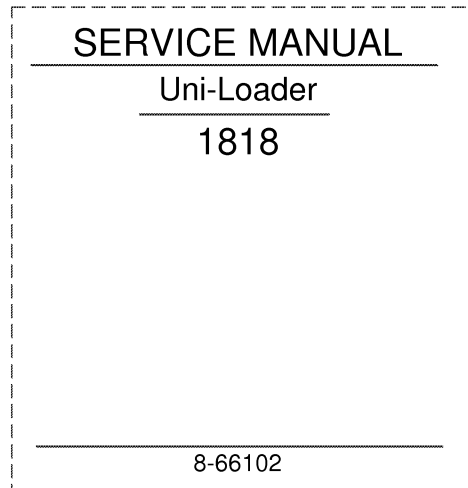
1. Trim along dashed line.
2. Slide into pocket on Binder Spine.

TYPE 1-4



1. Trim along dashed line.
2. Slide into pocket on Binder Spine.

TYPE 1-4



1. Trim along dashed line.
2. Slide into pocket on Binder Spine.

TYPE 1-4

# 1818 Uni-Loader Service Manual

## 8-66102

### Table of Contents

Description	Section No.	Form No.
<b>General</b>		
	<b>Tab 1</b>	
Safety Rules, Service Manual Introduction, and Torque Specifications	1001	8-68110
Fluids and Lubricants	1002	8-17800
Engine Specifications for Onan P218 2 Cylinder Gasoline Engine	1010	8-58750
Engine Specifications for Kubota D850 3 Cylinder Diesel Engine	1024	8-58740
General Machine Specifications	1210	8-68120
<b>Engines</b>		
	<b>Tab 2</b>	
Engine Removal and Installation and Radiator Removal and Installation	2000	8-68160
Engine Accessories (Air Cleaner and Muffler)	2001	8-68170
Cylinder Head, Valves and Camshaft for Onan P218 2 Cylinder Gasoline Engine	2015	8-57810
Cylinder Head and Valve Train for Kubota D850 3 Cylinder Diesel Engine	2015	8-57730
Engine Camshaft and Fuel Camshaft for Kubota D850 3 Cylinder Diesel Engine	2020	8-58610
Cylinder Block, Pistons and Connecting Rods for Onan P218 2 Cylinder Gasoline Engine	2025	8-57820
Cylinder Block, Pistons and Connecting Rods for Kubota D850 3 Cylinder Diesel Engine	2025	8-57740
Crankshaft, Main Bearings, Flywheel, and Oil Seals for Onan P218 2 Cylinder Gasoline Engine	2035	8-57830
Crankshaft, Main Bearings, Flywheel, and Oil Seals for Kubota D850 3 Cylinder Diesel Engine	2035	8-57750
Lubrication Components for Onan P218 2 Cylinder Gasoline Engine	2045	8-57840
Lubrication Components for Kubota D850 3 Cylinder Diesel Engine	2045	8-57760
Cooling System for Kubota D850 3 Cylinder Diesel Engine	2055	8-57770
Ignition System for Onan P218 2 Cylinder Gasoline Engine	2065	8-58690
Engine Lubrication for Kubota D850 3 Cylinder Diesel Engine	2555	8-57780
<b>Fuel Systems</b>		
	<b>Tab 3</b>	
Carburetor and Fuel Pump for Onan P218 2 Cylinder Gasoline Engine	3002	8-58680
Fuel Pump and Injection Pump for Kubota D850 3 Cylinder Diesel Engine	3312	8-58540
Fuel Injectors and Glow Plugs for Kubota D850 3 Cylinder Diesel Engine	3313	8-58530
<b>Electrical</b>		
	<b>Tab 4</b>	
Removal and Installation for Electrical Components	4000	8-68190
Electrical Specifications and Troubleshooting	4002	8-68201
Electrical Schematics	4003	8-68211
Instruments and Gauges	4004	8-68220

CASE CORPORATION  
700 State Street  
Racine, WI 53404 U.S.A.

CASE CANADA CORPORATION  
450 Sherman Avenue  
Hamilton, ON L8N 4C4 CANADA

Bur 8-69352

© 2001 Case Corporation  
Printed in U.S.A.  
May, 1991 (Revised January, 2001)

# 1818 Uni-Loader Service Manual

## 8-66102

### Table of Contents

Description	Section No.	Form No.
Battery	4005	8-44360
Starter and Solenoid for Onan P218 2 Cylinder Gasoline Engine	4006	8-57860
Starter Motor for Kubota D850 3 Cylinder Diesel Engine	4006	8-57790
Alternator and Rectifier / Regulator Unit for Onan P218 2 Cylinder Gasoline Engine	4007	8-57870
Alternator and Regulator for Kubota D850 3 Cylinder Diesel Engine	4007	8-57800
<b>Power Train</b>		<b>Tab 6</b>
Removal and Installation of Power Train Components	6000	8-68230
Maintenance	6001	8-68240
Hydrostatic System Troubleshooting	6002	8-17820
Piston Pump	6004	8-68260
Motor	6005	8-68270
Sprocket, Chains, and Axles	6007	8-68290
Drive Belts	6010	8-68300
Wheels and Tires	6011	8-68310
<b>Hydraulics</b>		<b>Tab 8</b>
Removal and Installation of Hydraulic Components	8000	8-68330
Maintenance	8001	8-68340
Hydraulic Schematics, Specifications and Troubleshooting	8002	8-17830
Cleaning the Hydraulic System and Hydrostatic System	8003	8-68360
Hydraulic pump	8004	8-68370
Loader Control Valve	8005	8-68380
Auxiliary Control Valve	8006	8-68390
Cylinders	8090	8-68400
<b>Mounted Equipment</b>		<b>Tab 9</b>
Pedals and Levers	9000	8-17840
Loader	9001	8-68410
ROPS Canopy, Seat, Seat Belts, and Operators Compartment	9003	8-68420
Auxiliary Hydraulic Installation	9004	8-68430
<b>Rear Pocket</b>		<b>In Rear Pocket</b>
Electrical Schematic, Gasoline Engine		B87793
Electrical Schematic, Diesel Engine		B87794
Hydraulic Schematic		B87969
Electrical Schematic Foldout Gasoline and Diesel Engines		6-41550

Thank you so much for reading.  
Please click the “Buy Now!”  
button below to download the  
complete manual.



After you pay.

You can download the most  
perfect and complete manual in  
the world immediately.

Our support email:

[ebooklibonline@outlook.com](mailto:ebooklibonline@outlook.com)