

Product: MOTOR GRADER

Model: 140H MOTOR GRADER 5HM

Configuration: 140H Motor Grader 5HM00001-UP (MACHINE) POWERED BY 3306B Engine

## Disassembly and Assembly 3304B and 3306B Engines for Caterpillar Built Machines

Media Number -SEN5598-09

Publication Date -01/01/2013

Date Updated -25/01/2013

i02107004

### Gear Group (Front) - Remove

SMCS - 1206-011

### Removal Procedure

Table 1

Required Tools			
Tool	Part Number	Part Description	Qty
A	1P-0510	Driver Group	1

#### Start By:

- A. Remove the automatic timing advance unit. Refer to Disassembly and Assembly, "Automatic Timing Advance - Remove".

---

#### NOTICE

**Keep all parts clean from contaminants.**

**Contaminants may cause rapid wear and shortened component life.**

---




Illustration 1

g00476414

1. Remove bolts (1), plate (2), and fuel pump idler gear (3) .




Illustration 2

g00476416

2. Remove the bearing from fuel pump idler gear (3) with Tooling (A) .




Illustration 3

g00476417

3. Remove bolts (4), plate (5), and camshaft gear (6) .




Illustration 4

g00476418

4. Remove the bolts that hold shield (7) in position between the fuel pump and the exhaust manifold. Slide the shield backward from the timing cover plate.
5. Remove nuts (8) .

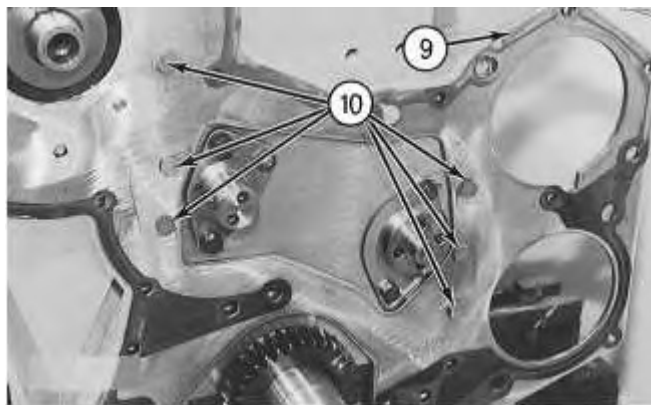


Illustration 5

g00476419

6. Remove bolts (10). Remove timing gear plate (9) and the gasket.
-

Thank you so much for reading.  
Please click the “Buy Now!”  
button below to download the  
complete manual.



After you pay.

You can download the most  
perfect and complete manual in  
the world immediately.

Our support email:

[ebooklibonline@outlook.com](mailto:ebooklibonline@outlook.com)