

Product: TRACK-TYPE TRACTOR

Model: D8R TRACK-TYPE TRACTOR DWJ

Configuration: D8R TRACK-TYPE TRACTOR DWJ00001-UP (MACHINE) POWERED BY C15 Engine

Disassembly and Assembly D8R and D8T Track-Type Tractor Power Train

Media Number -M0076745-02

Publication Date -01/03/2018

Date Updated -12/03/2018

i05353222

Steering Planetary and Brake - Disassemble

SMCS - 4132-015

Disassembly Procedure

Table 1

Required Tools			
Tool	Part Number	Description	Qty
A	439-3940	Link Brackets	3
B	5J-0490	Bolts (1/2 - 13)	3
C	1P-0520	Driver Gp	1

Start By:

- a. Remove the right hand final drive, the planetary group, and the brake.

Note: Orientation of brake and planetary assemblies. Mark the top of the planetary gears, the sun gear, and the ring gear (if equipped) for assembly purposes.

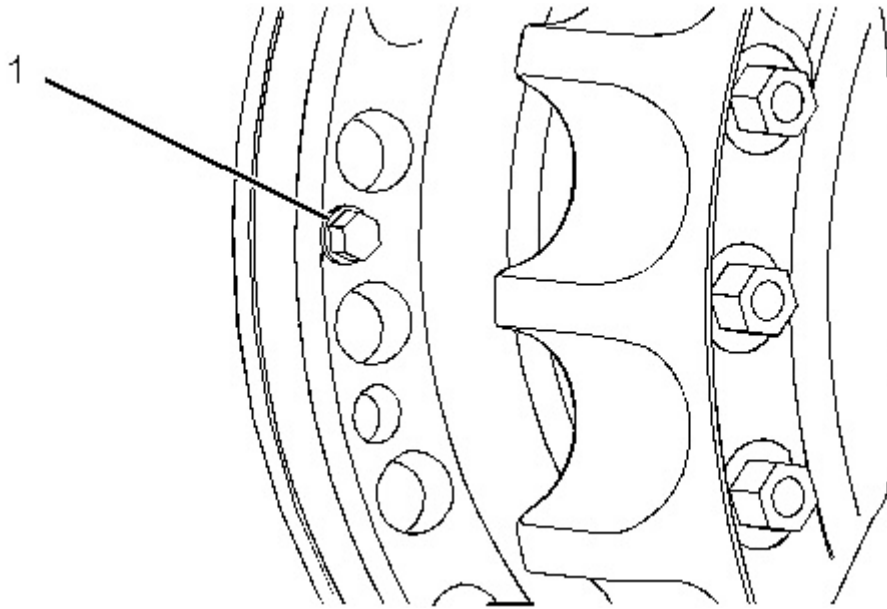


Illustration 1

g03390771

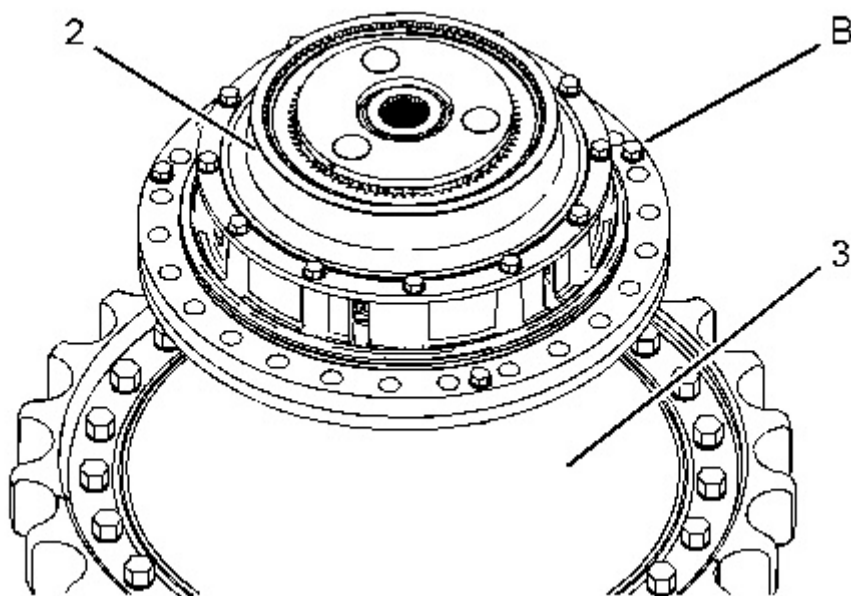


Illustration 2

g03391241

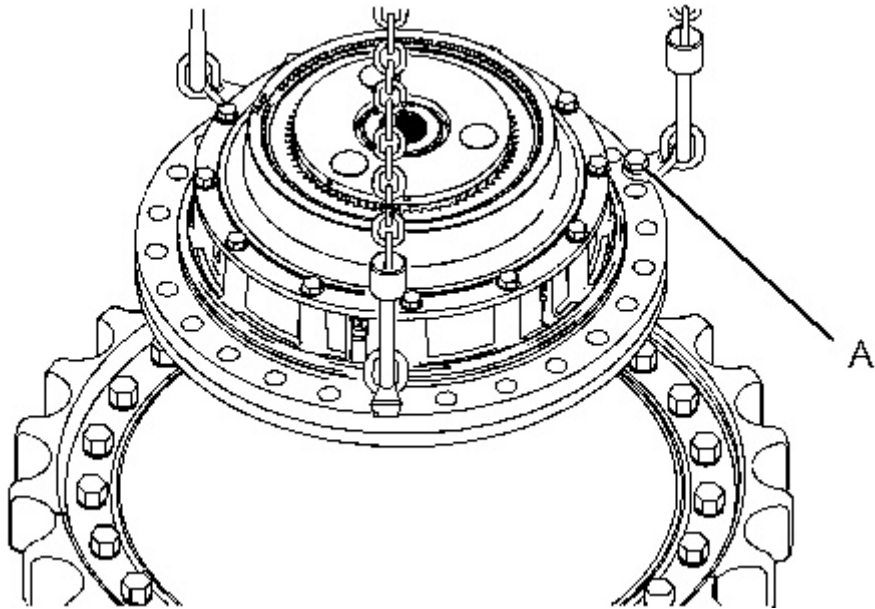


Illustration 3

g03390847

1. Position final drive (3), the planetary group, and brake hub (2) as shown in Illustration 3.
 2. Remove two bolts (1) that hold the planetary group and brake hub (2) to final drive (3).
 3. Install Tooling (B) in the hub of final drive (3).
 4. Tighten Tooling (B) evenly to remove the planetary group and brake hub (1) from final drive (3).
 5. Attach Tooling (A) and a suitable lifting device to the planetary group and brake hub (2). The weight of the planetary group and brake hub (2) is approximately 136 kg (300 lb).
-

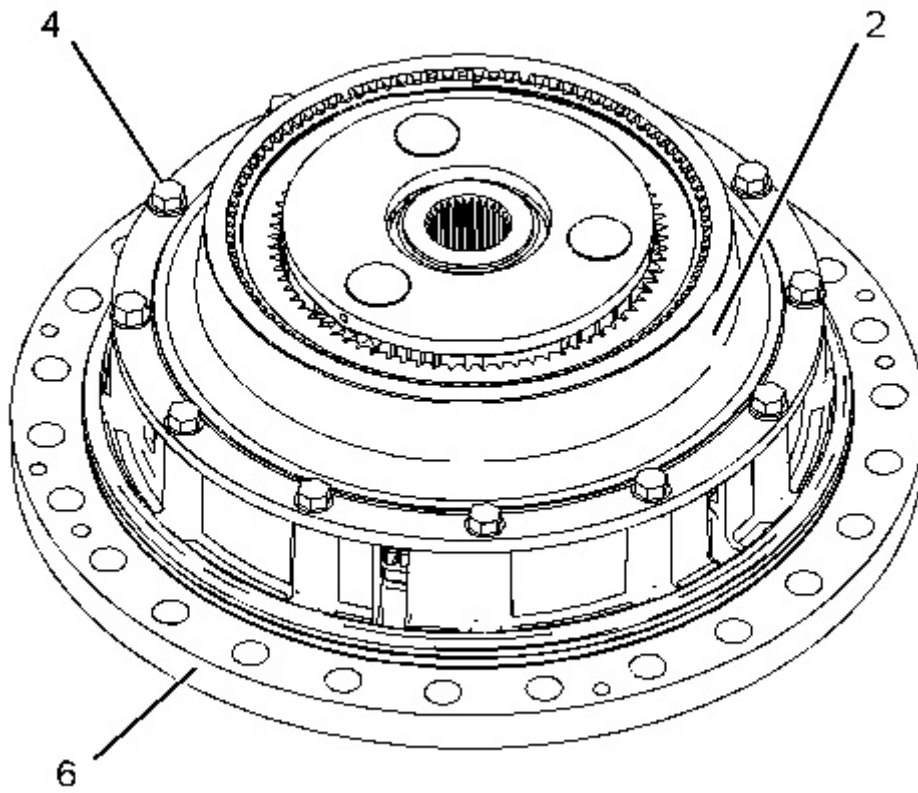


Illustration 4

g03391247

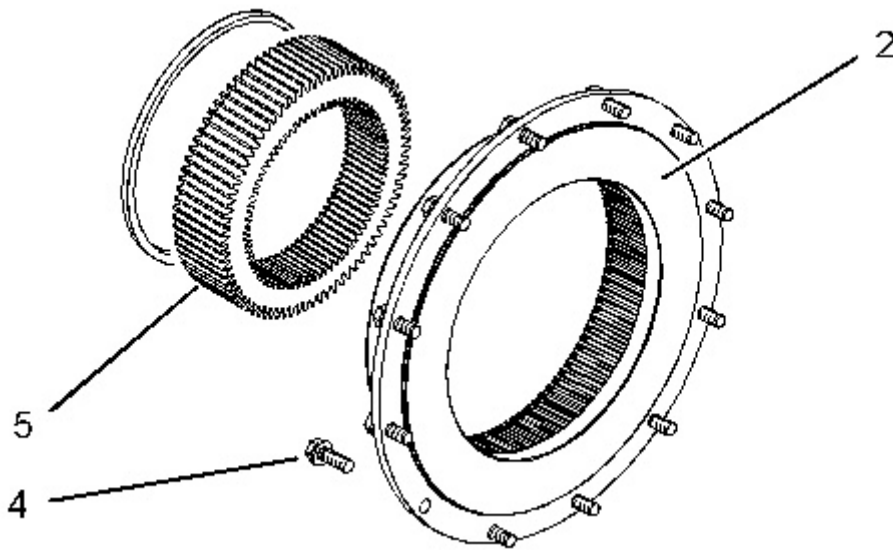


Illustration 5

g03391254



Personal injury can result from parts and/or covers under spring pressure.

Spring force will be released when covers are removed.

Be prepared to hold spring loaded covers as the bolts are loosened.

6. Remove bolts (4).
7. Remove brake hub (2) from housing (6).
8. Remove the retaining ring and ring gear (5) from brake hub (2).



Illustration 6

g03391389

9. Remove four friction discs (7) and three brake plates from housing (6).




Illustration 7

g03391098

Thank you so much for reading.
Please click the “Buy Now!”
button below to download the
complete manual.



After you pay.

You can download the most
perfect and complete manual in
the world immediately.

Our support email:

ebooklibonline@outlook.com