

SERVICE MANUAL

EH130 CRAWLER EXCAVATOR

6-75760NA



NEW HOLLAND
CONSTRUCTION

SERVICE MANUAL

EH130 CRAWLER EXCAVATOR



NEW HOLLAND CONSTRUCTION

Form Number 6-75760NA-NH

EH130 CRAWLER EXCAVATOR

NEW HOLLAND CONSTRUCTION

TABLE OF CONTENTS

SECTION 1 - SPECIFICATIONS

Chapter 01	Safety.....	6-75760NA-NH01
Chapter 02	Specifications.....	6-75760NA-NH02
Chapter 03	Attachment Dimensions.....	6-75760NA-NH03

SECTION 2 - MAINTENANCE

Chapter 11	Tools.....	6-75760NA-NH11
Chapter 12	Standard Maintenance Time Table.....	6-75760NA-NH12
Chapter 13	Maintenance Standard and Test Procedures.....	6-75760NA-NH13

SECTION 3 - SYSTEM

Chapter 21	Mechatrol Control System.....	6-75760NA-NH21
Chapter 22	Hydraulic System.....	6-75760NA-NH22
Chapter 23	Electrical System.....	6-75760NA-NH23
Chapter 24	Components System.....	6-75760NA-NH24
Chapter 25	Air Conditioning System.....	6-75760NA-NH25

SECTION 4 - DISASSEMBLY AND ASSEMBLY

Chapter 32	Attachments.....	6-75760NA-NH32
Chapter 33	Upper Structure.....	6-75760NA-NH33
Chapter 34	Travel System.....	6-75760NA-NH34

SECTION 5 - TROUBLESHOOTING

Chapter 41	Mechatrol Control (Troubleshooting).....	6-75760NA-NH41
Chapter 42	Hydraulic System (Troubleshooting).....	6-75760NA-NH42
Chapter 43	Electrical System (Troubleshooting).....	6-75760NA-NH43
Chapter 44	Engine (Troubleshooting).....	6-75760NA-NH44

SECTION 6 - ENGINE

Chapter 51	Engine.....	6-75760NA-NH51
------------	-------------	----------------

CHAPTER 1

**EH130 CRAWLER EXCAVATOR
NEW HOLLAND CONSTRUCTION**



SAFETY

TABLE OF CONTENTS

1.1 GENERAL SAFETY INFORMATION	1.1
1.2 SAFETY PRECAUTIONS	1.2

SAFETY PRECAUTIONS

1.1 GENERAL SAFETY INFORMATION

	WARNING	
<p>Do Not operate or perform any maintenance on this machine until all instructions found in the OPERATION'S MANUAL have been thoroughly read and understood.</p> <p>Improper operation or maintenance of this machine may cause accidents and could result in serious injury or death.</p> <p>Always keep the manual in the operator's seat pocket.</p> <p>If it is missing or damaged, place an order with an authorized Distributor for a replacement.</p> <p>If you have any questions, please consult an authorized Distributor.</p>		

1. Most accidents, which occur during operation, are due to neglect of precautionary measures and safety rules. Sufficient care should be taken to avoid these accidents. Erroneous operation, lubrication or maintenance services are very dangerous and may cause injury or death of personnel. Therefore all precautionary measures, NOTES, DANGERS, WARNINGS and CAUTIONS contained in this manual and on the machine should be read and understood by all personnel before starting any work with or on the machine.
2. Operation, inspection, and maintenance should be carefully carried out, and safety must be given the first priority. Messages of safety are indicated with marks. The safety information contained in this manual is intended only to supplement safety codes, insurance requirements, local laws, rules and regulations.
3. Messages of safety appear in this manual and on the machine. All messages of safety are identified by the words DANGER, WARNING and CAUTION.
 - a. **DANGER** – Indicates an imminently hazardous situation which, if not avoided, will result in death or serious injury and is represented as follows:

	DANGER	
---	---------------	---



- b. **WARNING** – Indicates a potentially hazardous situation which, if not avoided, could result in death or serious injury and is represented as follows:

	WARNING	
---	----------------	---

- c. **CAUTION** – Indicates a potentially hazardous situation which, if not avoided, may result in minor or moderate injury. It may also be used to alert against possible damage to the machine and its components and is represented as follows:

	CAUTION	
---	----------------	---

4. It is very difficult to forecast every danger that may occur during operation. However, safety can be ensured by fully understanding proper operating procedures for this machine according to methods recommended by the manufacturer.
5. While operating the machine, be sure to perform work with great care, so as not to damage the machine, or allow accidents to occur.
6. Continue studying this manual until all Safety, Operation and Maintenance procedures are completely understood by all persons working with the machine.

	WARNING	
<p>The proper and safe lubrication and maintenance for this machine, recommended by the manufacturer, is outlined in the OPERATOR'S MANUAL for this machine.</p> <p>Improper performance of lubrication or maintenance procedures are dangerous and could result in injury or death. Read and understand the OPERATOR'S MANUAL before performing any lubrication or maintenance.</p>		

Thank you so much for reading.
Please click the “Buy Now!”
button below to download the
complete manual.



After you pay.

You can download the most
perfect and complete manual in
the world immediately.

Our support email:

ebooklibonline@outlook.com