


omar152580 - 8110T, 8210T, 8310T, and 8410T Tractors (-902000) Front Console

Front Console




RW26337-UN: Front Console

LEGEND:

- A - Turn Signal Lever, Dimmer Switch, Horn, Flash-to-Pass
- B - Steering Wheel Telescope Release
- C - Key Switch
- D - Steering Wheel Tilt Release
- E - Brake Pedal
- F - Steering Column Foot Release
- G - Clutch Pedal
- H - Air Flow Direction Control

omar152580 - 8110T, 8210T, 8310T, and 8410T Tractors (-902000) Corner Post Display

Corner Post Display




RW26225-UN: Corner Post Display

LEGEND:

- A - Stop Engine Symbol
- B - Service Alert Symbol
- C - Engine Speed
- D - Transmission Gear
- E - Ground Speed [Displays True Ground Speed With Radar; Displays Track Speed With No Radar]

omar152580 - 8110T, 8210T, 8310T, and 8410T Tractors (-902000) Side Console

Side Console




RW26679-UN: Side Console

LEGEND:

- A - Field Cruise
- B - Vehicle Monitor
- C - Engine Temperature Gauge
- D - Air Conditioning Switch
- E - Engine Oil Pressure Gauge
- F - Temperature Control
- G - Fuel Level
- H - Blower Speed Control
- I - Wiper Control
- J - Light Switch
- K - SCV TouchSet Control Panel
- L - Hazard Light Switch
- M - Rear Washer/Wiper Switch (*Optional*)
- N - Cigarette Lighter
- O - Diagnostic Outlet [Used only by your John Deere Dealer]
- P - Convenience Electrical Outlet
- Q - Command Control System
- R - Display Functions

omar152580 - 8110T, 8210T, 8310T, and 8410T Tractors (-902000) Armrest Controls

Armrest Controls



RW26227-UN: Armrest Controls

LEGEND:

- A - Hand Throttle
- B - Gear Shift Lever
- C - Hitch Raise/Lower Switch
- D - Remote Hydraulic Lever (*SCV I*)
- E - Remote Hydraulic Lever (*SCV II*)
- F - Remote Hydraulic Lever (*SCV III*)
- G - Automatic Powershift Resume Switch (*APS*)
- H - Sequence Switch (*IMS*)
- I - Rear PTO Switch
- J - Hitch Control
- L - *SCV III* Remote Hydraulic Lever
- M - *SCV II* Remote Hydraulic Lever
- N - *SCV I* Remote Hydraulic Lever

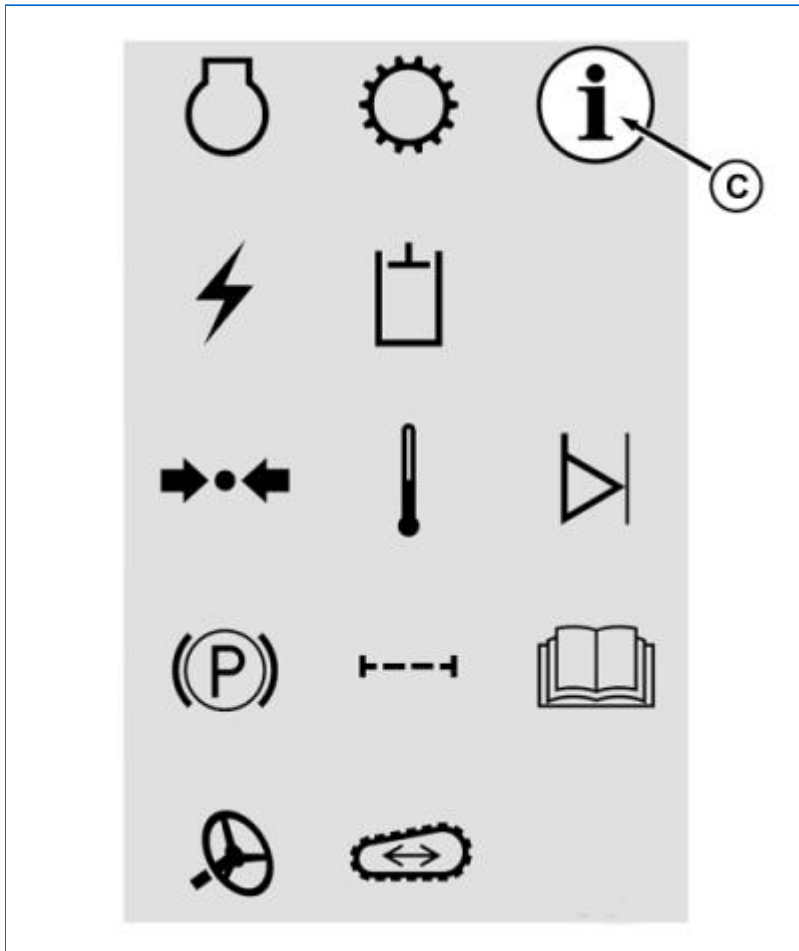
- K - Remote Hydraulic Lever (**SCV IV**)
- L - Hitch Rate of Drop (**Inside Armrest**)
- M - Hitch Height Limit (**Inside Armrest**)
- N - Hitch Load/Depth Control (**Inside Armrest**)

omar152580 - 8110T, 8210T, 8310T, and 8410T Tractors (-902000) Vehicle Monitor Warning System

Vehicle Monitor Warning System



RW26228-UN: Corner Post Display



RW26422-UN: Vehicle Monitor Indicators

LEGEND:

- A - PRIORITY-Stop Engine Symbol
- B - PRIORITY-Service Alert Symbol
- C - PRIORITY-Information Symbol

IMPORTANT:

See your John Deere Dealer if any system indicates malfunction.

Vehicle monitor warning system alerts operator to malfunctions or needed service of the engine, transmission, electrical and hydraulic functions.

Indicators light and warning horn sounds momentarily when the key switch is turned to the ON position.

A serious malfunction is indicated when the **Stop Engine Symbol** (A) flashes and warning horn continues to sound in conjunction with a system indicator and function indicator. **Stop engine immediately** and determine the cause.

A serious problem has developed when the **Service Alert Symbol** (B) flashes and warning horn sounds in conjunction with a system, function, or status indicator. Observe gauges and indicator lights.

Automatic Shutdown System - Engine will stop if the tractor is in PARK position, operator is not present, and the **Stop Engine Symbol** is active for more than 3 seconds.

A problem has developed when the **Information Symbol** (C) flashes in conjunction with a system, function, or status indicator. Continue to operate tractor and address problem when convenient.

Service codes can be viewed on the digital display whenever a "priority" lights. (See Changing Display Functions in this section.) One problem will be displayed at a time, with most severe problem overriding all others. (See Service Codes Section.)

Thank you so much for reading.
Please click the “Buy Now!”
button below to download the
complete manual.



After you pay.

You can download the most
perfect and complete manual in
the world immediately.

Our support email:

ebooklibonline@outlook.com