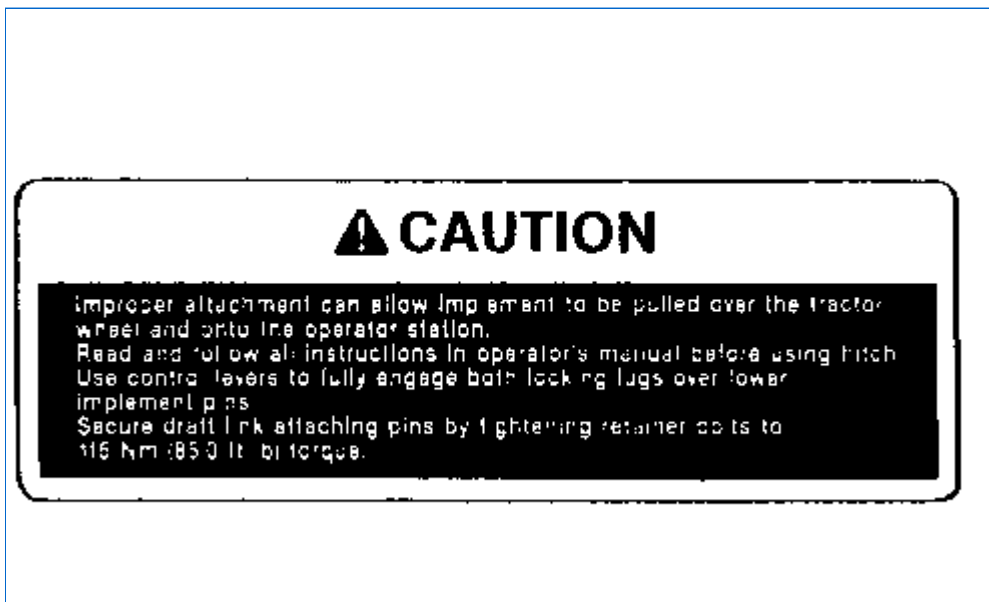


omar170493 - 8110T, 8210T, 8310T and 8410T Tractors (- 902000) Fasten Implement Securely

Fasten Implement Securely



RW56297-UN: Fasten Implement Securely Decal Location



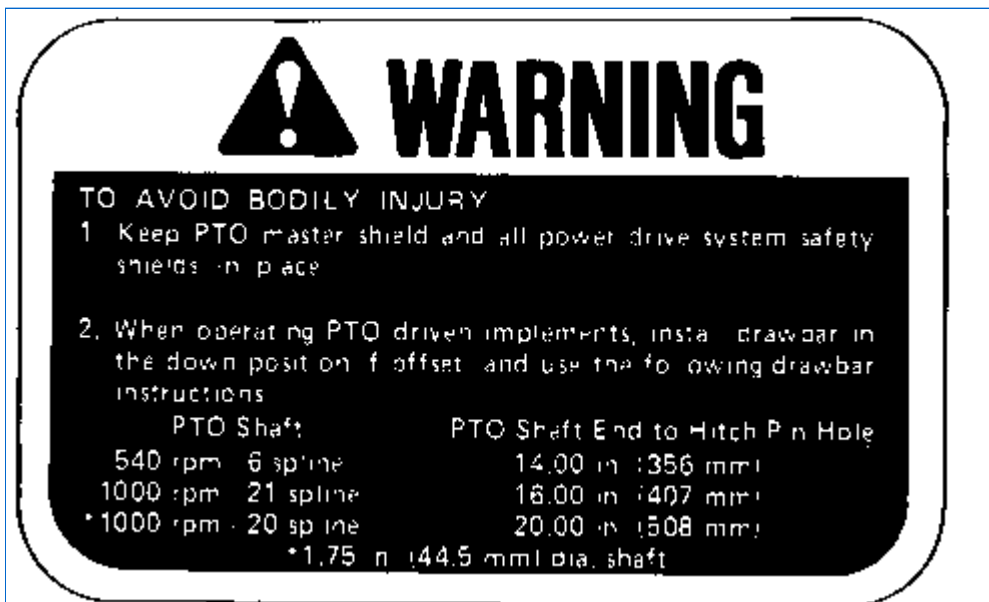
RW55095-19: Fasten Implement Securely Caution

omar170493 - 8110T, 8210T, 8310T and 8410T Tractors (- 902000) Stay Clear of PTO

Stay Clear of PTO



RW26419-UN: Stay Clear of PTO Decal Location



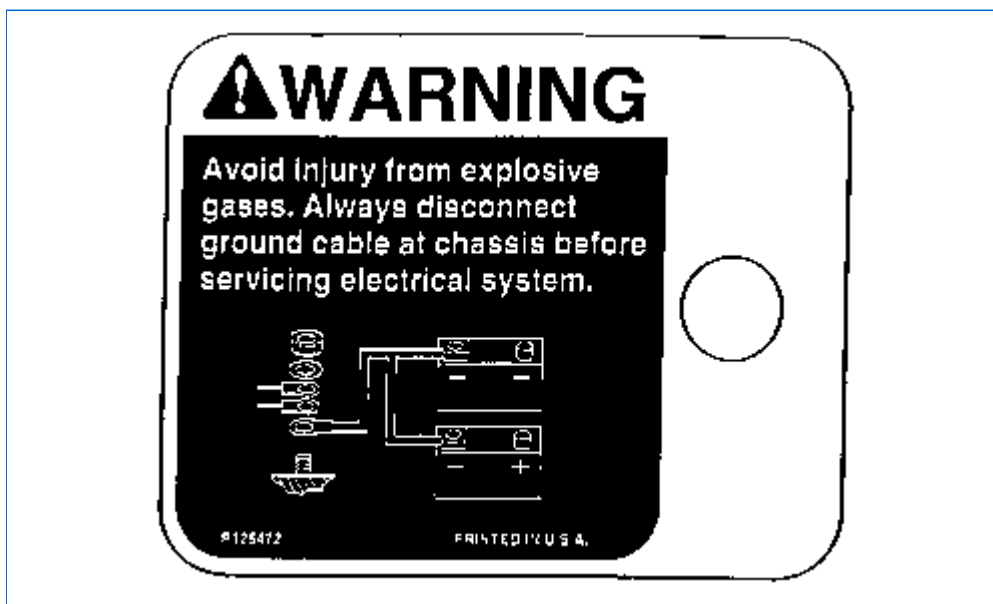
RW10950-19: Stay Clear of PTO Warning

omar170493 - 8110T, 8210T, 8310T and 8410T Tractors (- 902000) Avoid Explosive Gases

Avoid Explosive Gases



RW56299-UN: Avoid Explosive Gases Decal Location



RW55220-19: Avoid Explosive Gases Warning

**omar170493 - 8110T, 8210T, 8310T and 8410T Tractors (- 902000)
Avoid High-pressure Fluid**

Avoid High-pressure Fluid



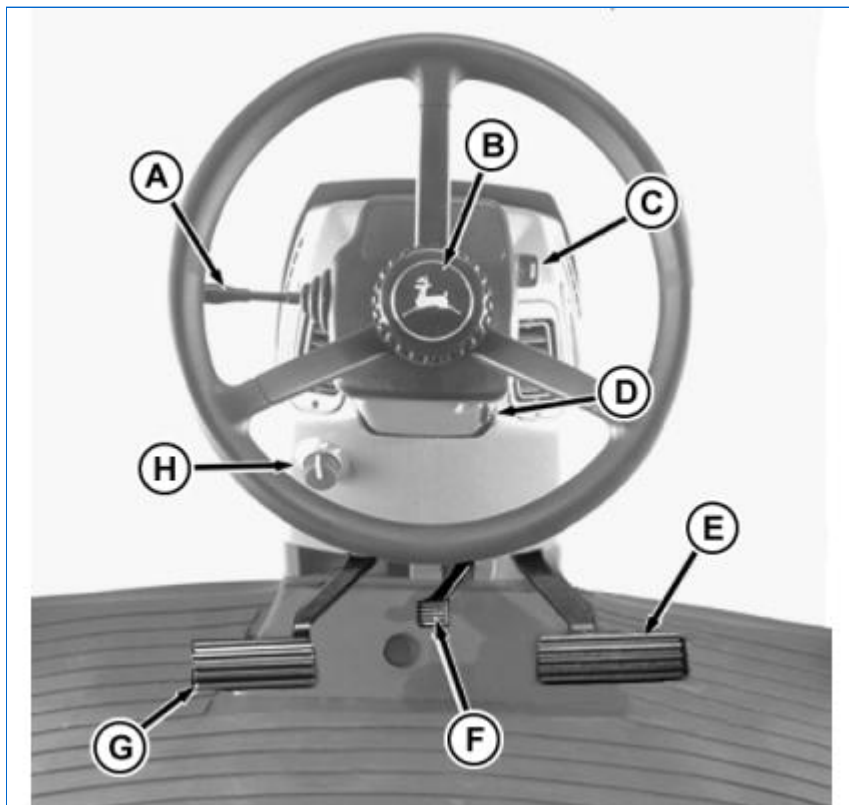
RW56394-UN: Avoid High-Pressure Fluid



RW56395-19: Accumulator Safety Decal

omar170493 - 8110T, 8210T, 8310T and 8410T Tractors (- 902000) Front Console

Front Console




RW26337-UN: Front Console

LEGEND:

- A - Turn Signal Lever, Dimmer Switch, Horn, Flash-to-Pass
- B - Steering Wheel Telescope Release
- C - Key Switch
- D - Steering Wheel Tilt Release
- E - Brake Pedal
- F - Steering Column Foot Release
- G - Clutch Pedal
- H - Air Flow Direction Knob

omar170493 - 8110T, 8210T, 8310T and 8410T Tractors (- 902000) Corner Post Display

Corner Post Display




RW26225-UN: Corner Post Display

LEGEND:

- A - Stop Engine Symbol
- B - Service Alert Symbol
- C - Engine Speed
- D - Transmission Gear
- E - Ground Speed [Displays True Ground Speed With Radar; Displays Track Speed With No Radar]

omar170493 - 8110T, 8210T, 8310T and 8410T Tractors (- 902000) Side Console

Side Console




RW26679-UN: Side Console

LEGEND:

- A - Field Cruise
- B - Vehicle Monitor
- C - Engine Temperature Gauge
- D - Air Conditioning Switch
- E - Engine Oil Pressure Gauge
- F - Temperature Control
- G - Fuel Level
- H - Fan Speed Control
- I - Wiper Control
- J - Light Switch
- K - SCV TouchSet Control Panel
- L - Hazard Light Switch
- M - Rear Washer/Wiper Switch (*Optional*)
- N - Cigarette Lighter
- O - Diagnostic Outlet [Used only by your John Deere Dealer]
- P - Convenience Electrical Outlet
- Q - Command Control System
- R - Display Functions

omar170493 - 8110T, 8210T, 8310T and 8410T Tractors (- 902000) Armrest Controls

Armrest Controls



RW26227-UN: Armrest Controls

LEGEND:

- A - Hand Throttle
- B - Gear Shift Lever
- C - Hitch Raise/Lower Switch
- D - Remote Hydraulic Lever (**SCV I**)
- E - Remote Hydraulic Lever (**SCV II**)
- F - Remote Hydraulic Lever (**SCV III**)
- G - Automatic Powershift Resume Switch (**APS**)
- H - Sequence Switch (**IMS**)
- I - Rear PTO Switch
- J - Hitch Control
- L - Forward/Reverse/Neutral
- M - Forward/Reverse/Neutral
- N - Forward/Reverse/Neutral

- K - Remote Hydraulic Lever (**SCV IV**)
- L - Hitch Rate of Drop (**Inside Armrest**)
- M - Hitch Height Limit (**Inside Armrest**)
- N - Hitch Load/Depth Control (**Inside Armrest**)

AG,RF30435,1417-19-03NOV99

omar170493 - 8110T, 8210T, 8310T and 8410T Tractors (- 902000) Vehicle Monitor Warning System

Vehicle Monitor Warning System



RW26228-UN: Corner Post Display

Thank you so much for reading.
Please click the “Buy Now!”
button below to download the
complete manual.



After you pay.

You can download the most
perfect and complete manual in
the world immediately.

Our support email:

ebooklibonline@outlook.com