


# omar178079 - 8220T, 8320T, 8420T, and 8520T Tractors (902001 - ) Front Console Display

---

## Front Console Display



RXA0056330-UN: Front Console Display


### LEGEND:

- A - Turn Indicators
- B - High-Beam Indicator
- C - Hazard Light Indicator
- D - Tractor Light Indicator
- E - Trailer 1 Light Indicator
- F - Trailer 2 Light Indicator

## omar178079 - 8220T, 8320T, 8420T, and 8520T Tractors (902001 - ) Corner Post Display

---

### Corner Post Display



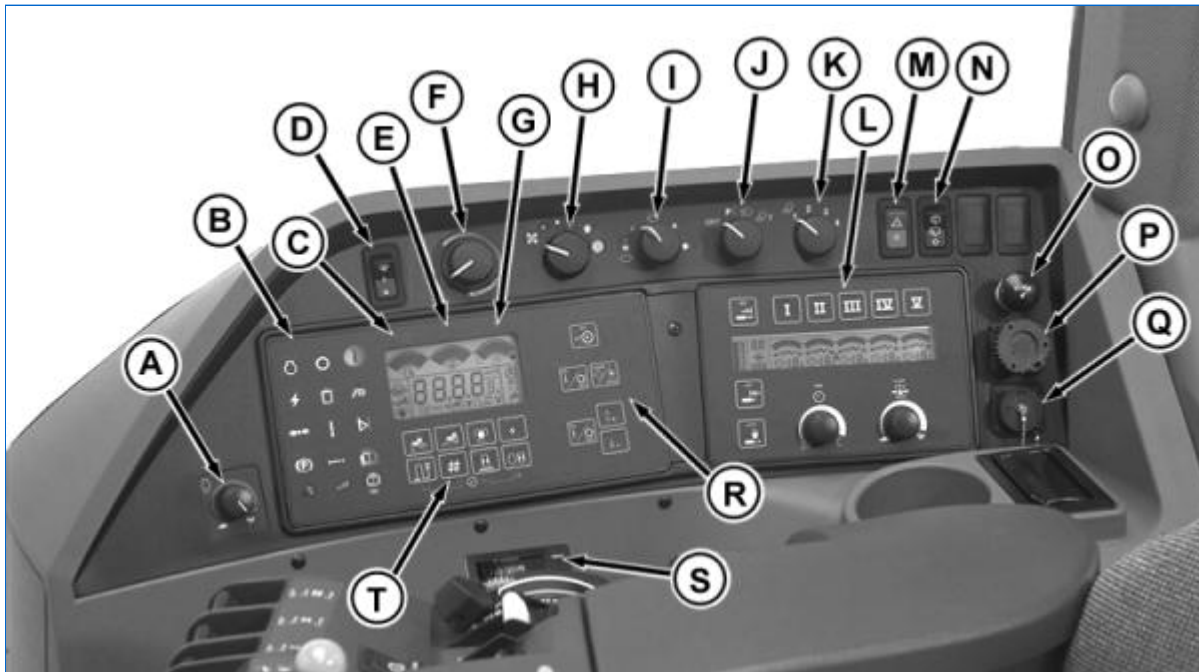
RW26225-UN: Corner Post Display

#### LEGEND:

- A - Stop Engine Symbol
- B - Service Alert Symbol
- C - Engine Speed
- D - Transmission Gear
- E - Ground Speed [ Displays True Ground Speed With Radar; Displays Track Speed With No Radar ]

# omar178079 - 8220T, 8320T, 8420T, and 8520T Tractors (902001 - ) Side Console-Standard Cab

## Side Console-Standard Cab



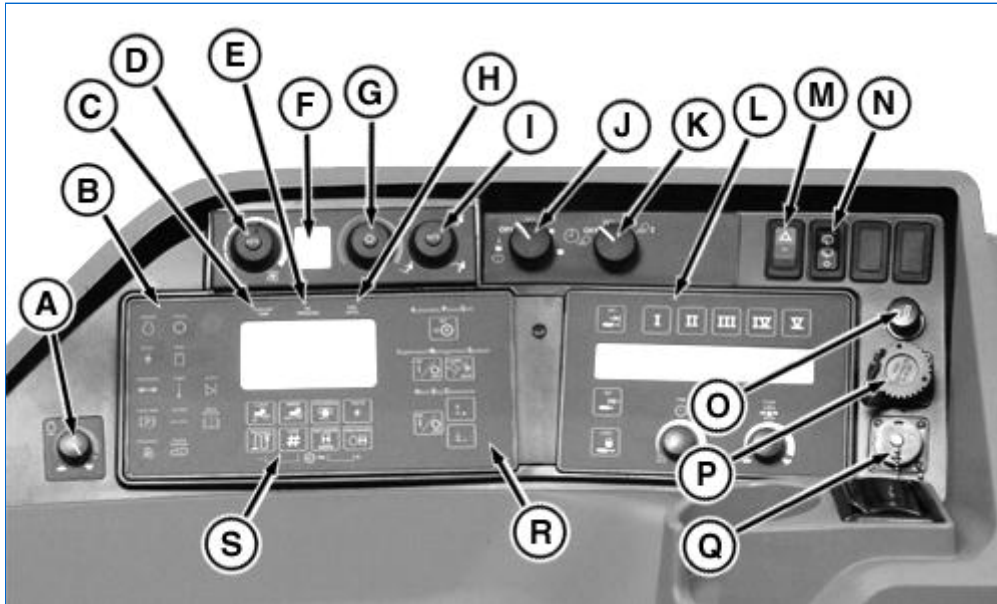
RW26724-UN: Side Console

### LEGEND:

- A - Field Cruise
- B - Vehicle Monitor
- C - Engine Temperature Gauge
- D - Air Conditioning Switch
- E - Engine Oil Pressure Gauge
- F - Temperature Control
- G - Fuel Level
- H - Fan Speed Control
- I - Front Washer/Wiper Control
- J - Road Light Switch
- K - Field Light Switch
- L - SCV TouchSet™ Control Panel
- M - Hazard Light Switch
- N - Rear Washer/Wiper Switch (If Equipped)
- O - Lighter
- P - Diagnostic Outlet [ Used only by your John Deere Dealer]
- Q - Convenience Electrical Outlet
- R - Command Control System
- S - Clock
- T - Display Functions

# omar178079 - 8220T, 8320T, 8420T, and 8520T Tractors (902001 - ) Side Console-Deluxe Cab

## Side Console-Deluxe Cab




RXA0062921-UN: Side Console

### LEGEND:

- A - Field Cruise
- B - Vehicle Monitor
- C - Engine Temperature Gauge
- D - Fan Speed Control
- E - Engine Oil Pressure Gauge
- F - ClimaTrak Display
- G - Air Conditioning Switch/Temperature Control
- H - Fuel Level
- I - Air Flow Control
- J - Wiper Control
- K - Light Switch
- L - SCV TouchSet Control Panel
- M - Hazard Light Switch
- N - Rear Washer/Wiper Switch (If Equipped)
- O - Cigarette Lighter
- P - Diagnostic Outlet [ Used only by your John Deere Dealer]
- Q - Convenience Electrical Outlet
- R - Command Control System
- S - Display Functions

# omar178079 - 8220T, 8320T, 8420T, and 8520T Tractors (902001 - ) Armrest Controls

## Armrest Controls



RXA0056441-UN: Armrest Controls

### LEGEND:

- A - Hand Throttle
- B - Gear Shift Lever
- C - Hitch Raise/Lower Switch
- D - Remote Hydraulic Lever (**SCV I**)
- E - Remote Hydraulic Lever (**SCV II**)
- F - Remote Hydraulic Lever (**SCV III**)
- G - SCV Covers
- H - Automatic Powershift Switch
- I - Sequence Switch (**IMS**)
- J - Rear PTO Switch

- K - Hitch Control
- L - Remote Hydraulic Lever (*SCV IV*)
- M - Hitch Rate of Drop (*Inside Armrest*)
- N - Hitch Height Limit (*Inside Armrest*)
- O - Hitch Load/Depth Control (*Inside Armrest*)



RXA0070892-UN: Late Version ArmRest with Raised Throttle Guard

LEGEND:

- A - Raised Rib

**omar178079 - 8220T, 8320T, 8420T, and 8520T Tractors (902001 - )  
Vehicle Monitor Warning System**

---

**Vehicle Monitor Warning System**



RW26849-UN: Corner Post Display



RW26361-UN: Vehicle Monitor Indicators

LEGEND:

- A - PRIORITY-Stop Engine Symbol
- B - PRIORITY-Service Alert Symbol
- C - PRIORITY-Information Symbol

**IMPORTANT:**

**See your John Deere Dealer if any system indicates malfunction.**

Vehicle monitor warning system alerts operator to malfunctions or needed service of the engine, transmission, electrical and hydraulic functions.

Indicators light and warning horn sounds momentarily when the key switch is turned to the ON position.

A serious malfunction is indicated when the **Stop Engine Symbol** (A) flashes and warning horn continues to sound in conjunction with a system indicator and function indicator. **Stop engine immediately** and determine the cause.

A serious problem has developed when the **Service Alert Symbol** (B) flashes and warning horn sounds in conjunction with a system, function, or status indicator. Observe gauges and indicator lights.

**Automatic Shutdown System** - Engine will stop if the tractor is in PARK position, operator is not present, and the **Stop Engine Symbol** is active for more than 3 seconds.

A problem has developed when the **Information Symbol** (C) flashes in conjunction with a system, function, or status indicator. Continue to operate tractor and address problem when convenient.

Thank you so much for reading.  
Please click the “Buy Now!”  
button below to download the  
complete manual.



After you pay.

You can download the most  
perfect and complete manual in  
the world immediately.

Our support email:

[ebooklibonline@outlook.com](mailto:ebooklibonline@outlook.com)