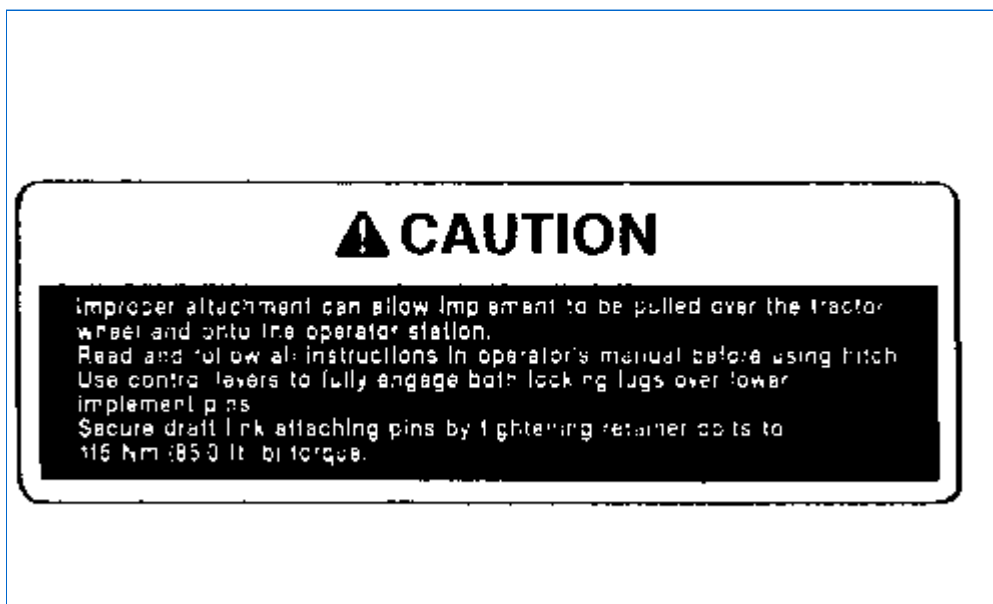


omar178323 - 8110, 8210, 8310 and 8410 Tractors (010001-) Fasten Implement Securely

Fasten Implement Securely



RW55203-UN: Fasten Implement Securely Decal Location



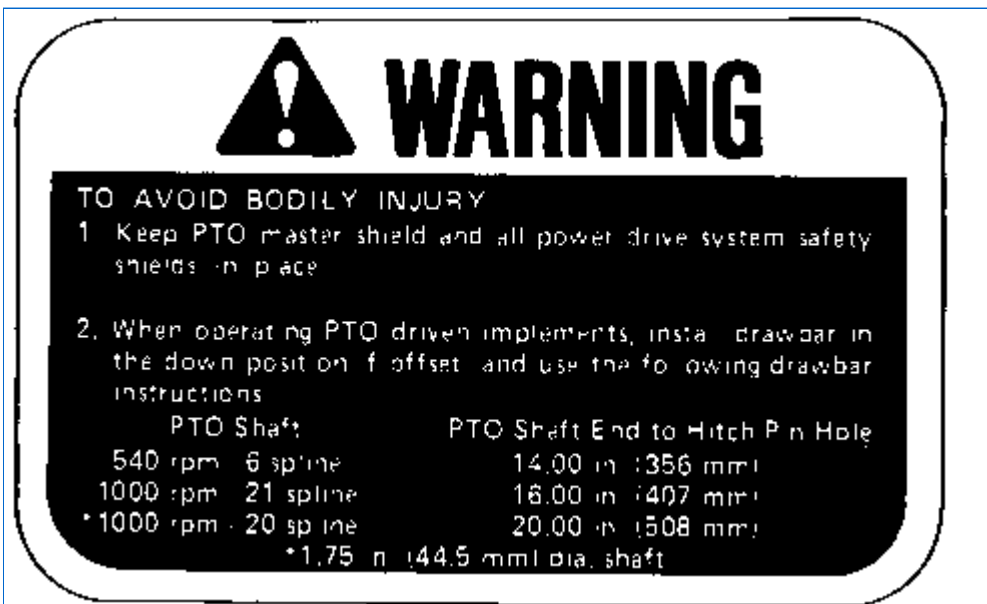
RW55095-19: Fasten Implement Securely Caution

omar178323 - 8110, 8210, 8310 and 8410 Tractors (010001-) Stay Clear of PTO

Stay Clear of PTO



RW55206-UN: Stay Clear of PTO Decal Location



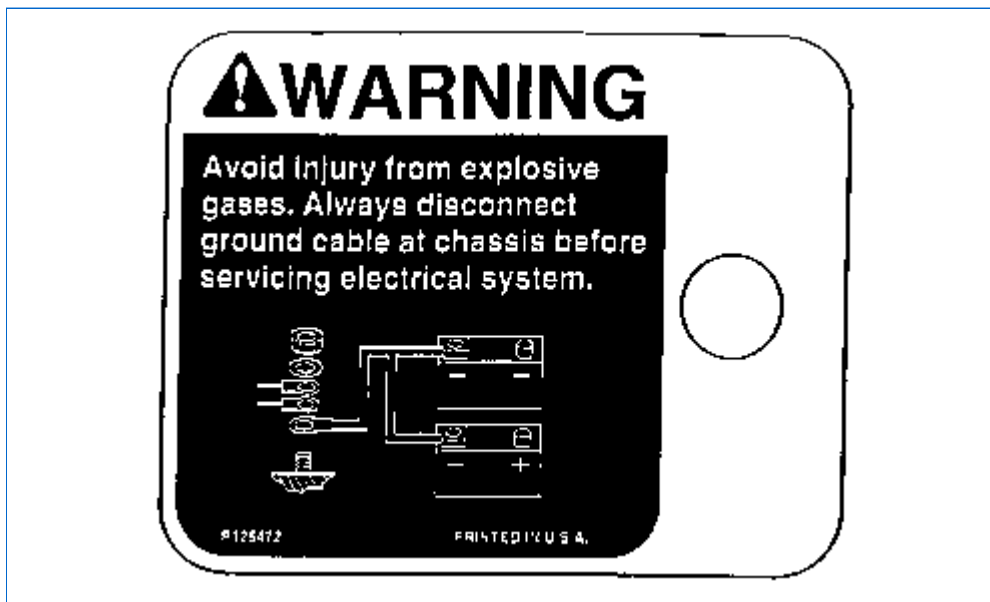
RW10950-19: Stay Clear of PTO Warning

**omar178323 - 8110, 8210, 8310 and 8410 Tractors (010001-)
Avoid Explosive Gases**

Avoid Explosive Gases




RW26315-UN: Avoid Explosive Gases Decal Location



RW55220-19: Avoid Explosive Gases Warning

omar178323 - 8110, 8210, 8310 and 8410 Tractors (010001-) Front Console

Front Console




RW26224-UN: Front Console

LEGEND:

- A - Turn Signal Lever, Dimmer Switch, Horn, Flash-to-Pass
- B - Ether Aid Switch
- C - Key Switch
- D - Steering Wheel Telescope Release
- E - Air Flow Direction Knob
- F - Steering Wheel Tilt Release
- G - Brake Pedals
- H - Steering Column Foot Release
- I - Differential Lock
- J - Clutch Pedal

omar178323 - 8110, 8210, 8310 and 8410 Tractors (010001-) Corner Post Display

Corner Post Display




RW26225-UN: Corner Post Display

LEGEND:

- A - Stop Engine Symbol
- B - Service Alert Symbol
- C - Engine Speed
- D - Transmission Gear
- E - Ground Speed [Displays True Ground Speed With Radar; Displays Wheel Speed With No Radar]

omar178323 - 8110, 8210, 8310 and 8410 Tractors (010001-) Side Console

Side Console




RW27030-UN: Side Console

LEGEND:

- A - Field Cruise
- B - Vehicle Monitor
- C - Engine Temperature Gauge
- D - Air Conditioning Switch
- E - Engine Oil Pressure Gauge
- F - Temperature Control
- G - Fuel Level
- H - Blower Speed Control
- I - Wiper Control
- J - Light Switch
- K - SCV TouchSet Control Panel
- L - Hazard Light Switch
- M - MFWD Switch (*Optional*)
- N - Rear Washer/Wiper Switch (*Optional*)
- O - Cigarette Lighter
- P - Diagnostic Outlet [Used only by your John Deere Dealer]
- Q - Convenience Electrical Outlet
- R - Command Control System
- S - Display Functions

omar178323 - 8110, 8210, 8310 and 8410 Tractors (010001-) Armrest Controls

Armrest Controls



RW26227-UN: Armrest Controls

LEGEND:

- A - Hand Throttle
- B - Gear Shift Lever
- C - Hitch Raise/Lower Switch
- D - Remote Hydraulic Lever (*SCV I*)
- E - Remote Hydraulic Lever (*SCV II*)
- F - Remote Hydraulic Lever (*SCV III*)
- G - Automatic Powershift Resume Switch (*APS*)
- H - Sequence Switch (*IMS*)
- I - Rear PTO Switch
- J - Hitch Control
- K - [Label not defined in legend]
- L - [Label not defined in legend]
- M - [Label not defined in legend]
- N - [Label not defined in legend]

- K - Remote Hydraulic Lever (**SCV IV**)
- L - Hitch Rate of Drop (**Inside Armrest**)
- M - Hitch Height Limit (**Inside Armrest**)
- N - Hitch Load/Depth Control (**Inside Armrest**)

AG,RX15494,2621-19-27OCT99

omar178323 - 8110, 8210, 8310 and 8410 Tractors (010001-) Vehicle Monitor Warning System

Vehicle Monitor Warning System



RW26228-UN: Corner Post Display

Thank you so much for reading.
Please click the “Buy Now!”
button below to download the
complete manual.



After you pay.

You can download the most
perfect and complete manual in
the world immediately.

Our support email:

ebooklibonline@outlook.com