

**omar259881 - 9320, 9420 and 9520 Scraper Tractors (Serial No. E040001-) North American Edition**  
**Recognize Safety Information**

---

**Recognize Safety Information**



T81389-UN: Safety-alert symbol

This is a safety-alert symbol. When you see this symbol on your machine or in this manual, be alert to the potential for personal injury.

Follow recommended precautions and safe operating practices.

**omar259881 - 9320, 9420 and 9520 Scraper Tractors (Serial No. E040001-) North American Edition**  
**Understand Signal Words**

---

**Understand Signal Words**



TS187-19: Signal Words

A signal word—DANGER, WARNING, or CAUTION—is used with the safety-alert symbol. DANGER identifies the most serious hazards.

DANGER or WARNING safety signs are located near specific hazards. General precautions are listed on CAUTION safety signs. CAUTION also calls attention to safety messages in this manual.

**omar259881 - 9320, 9420 and 9520 Scraper Tractors (Serial No. E040001-) North American Edition**  
**Follow Safety Instructions**

---

**Follow Safety Instructions**



TS201-UN: Safety Messages

Carefully read all safety messages in this manual and on your machine safety signs. Keep safety signs in good condition. Replace missing or damaged safety signs. Be sure new equipment components and repair parts include the current safety signs. Replacement safety signs are available from your John Deere dealer.

Learn how to operate the machine and how to use controls properly. Do not let anyone operate without instruction.


Keep your machine in proper working condition. Unauthorized modifications to the machine may impair the function and/or safety and affect machine life.

If you do not understand any part of this manual and need assistance, contact your John Deere dealer.

**omar259881 - 9320, 9420 and 9520 Scraper Tractors (Serial No. E040001-) North American Edition**  
**Prevent Machine Runaway**

---

**Prevent Machine Runaway**



TS177-UN: Machinery Runaway

Avoid possible injury or death from machinery runaway.

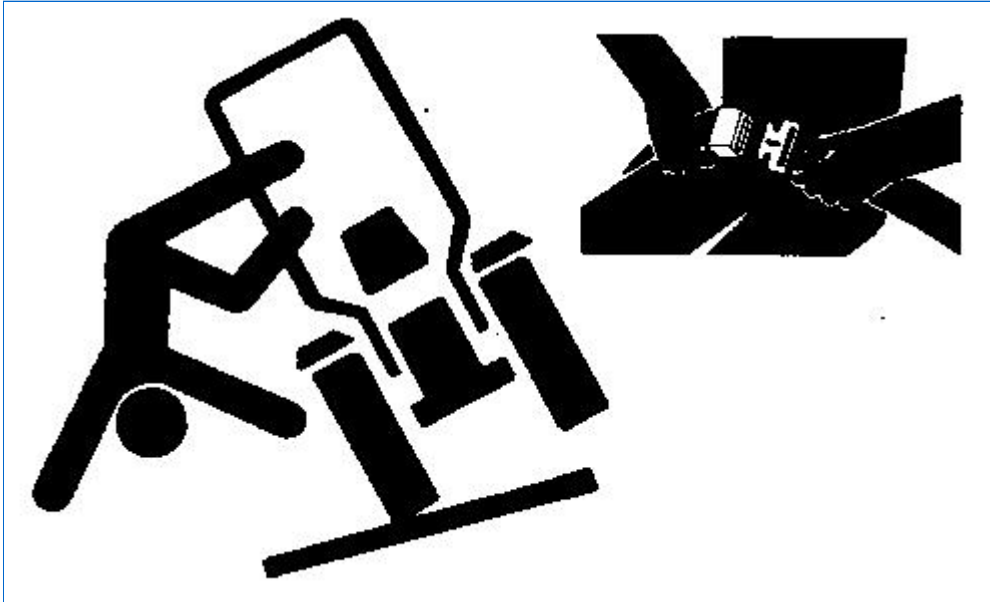
Do not start engine by shorting across starter terminals. Machine will start in gear if normal circuitry is bypassed.

NEVER start engine while standing on ground. Start engine only from operator's seat, with transmission in neutral or park.

**omar259881 - 9320, 9420 and 9520 Scraper Tractors (Serial No. E040001-) North American Edition**  
**Use Seat Belt Properly**

---

**Use Seat Belt Properly**



TS205-UN: Use a Seat Belt

Use a seat belt when you operate with a roll-over protective structure (ROPS) or cab to minimize chance of injury from an accident such as an overturn.

Do not use a seat belt if operating without a ROPS or cab.

Replace entire seat belt if mounting hardware, buckle, belt, or retractor show signs of damage.

Inspect seat belt and mounting hardware at least once a year. Look for signs of loose hardware or belt damage, such as cuts, fraying, extreme or unusual wear, discoloration, or abrasion. Replace only with replacement parts approved for your machine. See your John Deere dealer.

**omar259881 - 9320, 9420 and 9520 Scraper Tractors (Serial No. E040001-) North American Edition**  
**Operating the Tractor Safely**

---

**Operating the Tractor Safely**



TS213-UN: Safe Tractor Operation



TS276-UN: Safe Tractor Operation

Careless use of the tractor can result in unnecessary accidents. Be alert to hazards of tractor operation. Understand causes of accidents and take every precaution to avoid them. Most common accidents are caused from:

- Tractor roll-over
- Improper starting procedures
- Crushing and pinching during hitching
- Collisions with other motor vehicles

- Entanglement in PTO shafts
- Falling from tractor

Avoid accidents by taking the following precautions:

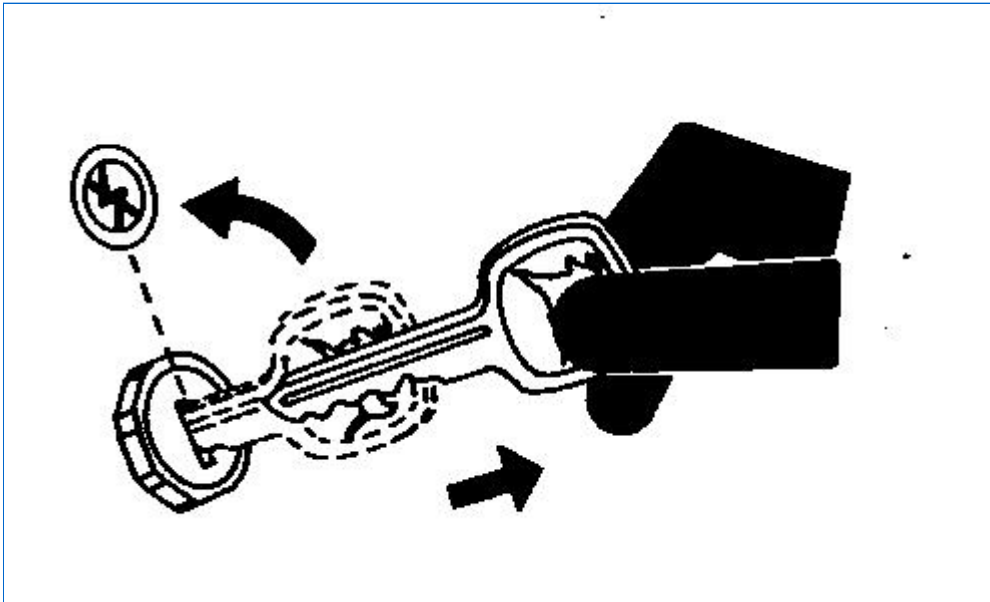
- Put transmission in PARK before dismounting. Leaving transmission in gear with engine stopped will NOT prevent the tractor from moving.
- Be sure everyone is clear of tractor and attached equipment before starting engine.
- Never try to get on or off a moving tractor.
- When tractor is left unattended, put transmission in PARK, lower implements to the ground, stop the engine, and remove the key.
- Never go near an operating PTO or an operating implement.
- Always fasten your seat belt.

# omar259881 - 9320, 9420 and 9520 Scraper Tractors (Serial No. E040001-) North American Edition

## Stopping and Parking Tractor

---

### Stopping and Parking Tractor



TS230-UN: Stop/Park Tractor

Tractor roll-over, collisions, runaway tractors, and people being crushed under machines and implements can happen when operators ignore safety.


To avoid these accidents, take some precautions:

- Signal before stopping, turning, or slowing down on public roads
- Pull over to side of road before stopping
- Slow down before braking
- Pump brakes when stopping on slippery surfaces
- Be careful when towing and stopping heavy loads
- Shift speed-shift lever to NEUTRAL and range-shift lever to PARK position on MST transmission
- Shift lever to PARK on PowerShift transmission
- Lower all equipment when leaving tractor
- Remove key
- Lock wide-swing drawbar into solid or transport position

**omar259881 - 9320, 9420 and 9520 Scraper Tractors (Serial No. E040001-) North American Edition**  
**Keep Riders Off Machine**

---

**Keep Riders Off Machine**



TS290-UN: Keep Riders Off

Only allow the operator on the machine. Keep riders off.

Riders on machine are subject to injury such as being struck by foreign objects and being thrown off of the machine. Riders also obstruct the operator's view resulting in the machine being operated in an unsafe manner.

**omar259881 - 9320, 9420 and 9520 Scraper Tractors (Serial No. E040001-) North American Edition**  
**Handle Fuel Safely—Avoid Fires**

---

**Handle Fuel Safely—Avoid Fires**



TS202-UN: Avoid Fires

Handle fuel with care: it is highly flammable. Do not refuel the machine while smoking or when near open flame or sparks.

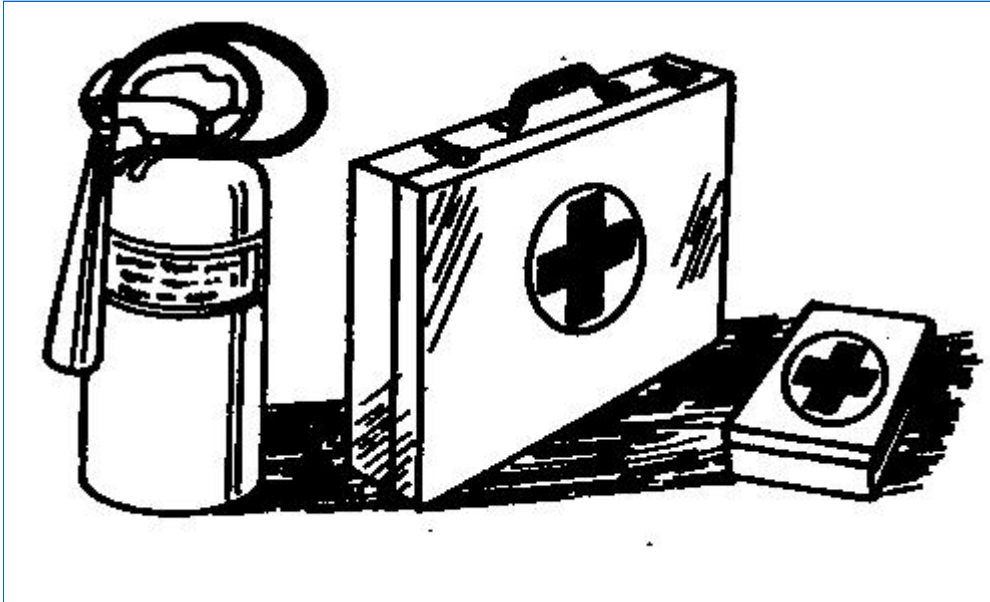
Always stop engine before refueling machine. Fill fuel tank outdoors.

Prevent fires by keeping machine clean of accumulated trash, grease, and debris. Always clean up spilled fuel.

**omar259881 - 9320, 9420 and 9520 Scraper Tractors (Serial No. E040001-) North American Edition**  
**Prepare for Emergencies**

---

**Prepare for Emergencies**



TS291-UN: First Aid Kit

Be prepared if a fire starts.

Keep a first aid kit and fire extinguisher handy.

Keep emergency numbers for doctors, ambulance service, hospital, and fire department near your telephone.

Thank you so much for reading.  
Please click the “Buy Now!”  
button below to download the  
complete manual.



After you pay.

You can download the most  
perfect and complete manual in  
the world immediately.

Our support email:

[ebooklibonline@outlook.com](mailto:ebooklibonline@outlook.com)